

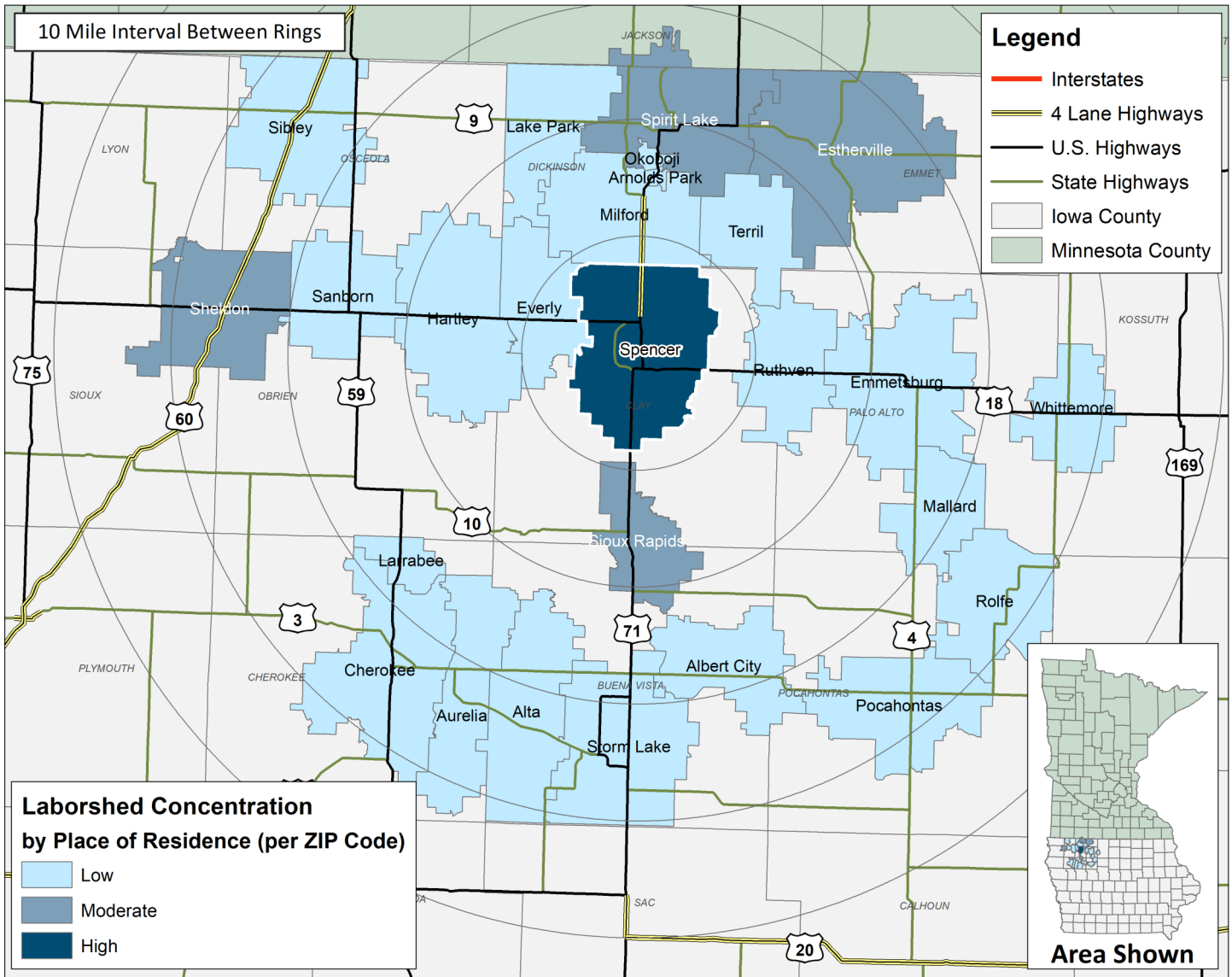
LABOR CHARACTERISTICS



WAREHOUSE & DISTRIBUTION

SPENCER, IA LABORSHED AREA

CONCENTRATION OF RESPONDENTS WITHIN THE LABORSHED AREA WITH TRANSFERABLE EXPERIENCE/SKILLS BY PLACE OF RESIDENCE



Workers who have transferable experience/skills in the industry are currently commuting an average of 13 miles one way for work. Those who are likely to change/accept employment are willing to commute an average of 22 miles one way for the right employment opportunity.

FOR MORE INFORMATION REGARDING THE SPENCER, IA LABORSHED, CONTACT:

Iowa Lakes Corridor Development Corporation
520 2nd Avenue East, Suite 2
Spencer, IA 51301

Phone: (712) 264-3474 | E-mail: info@lakescorridor.com
www.lakescorridor.com

LABOR CHARACTERISTICS

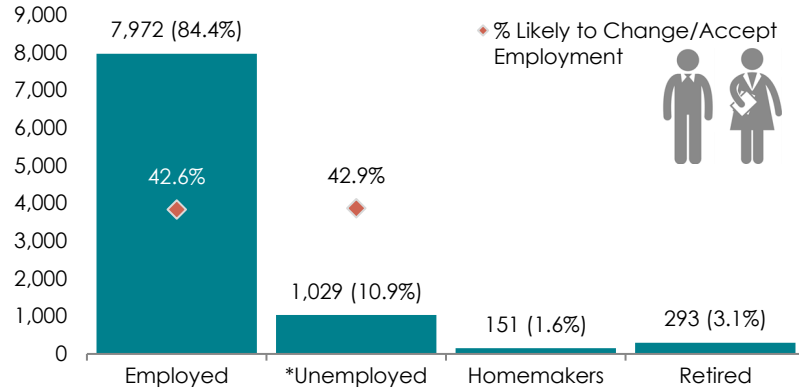


WAREHOUSE & DISTRIBUTION

ESTIMATED AVAILABLE LABOR PER OCCUPATIONAL CATEGORY:

- Automotive Body and Related Repairers - 148
- Automotive Service Technicians and Mechanics - 885
- Cargo and Freight Agents - 146
- Cleaners of Vehicles and Equipment - 150
- First-Line Supervisors of Mechanics, Installers, and Repairers - 589
- First-Line Supervisors of Production and Operating Workers - 443
- Heavy and Tractor-Trailer Truck Drivers - 2,066
- Industrial Truck and Tractor Operators - 149
- Inspectors, Testers, Sorters, Samplers, and Weighers - 295
- Installation, Maintenance, and Repair Workers, All Other - 738
- Laborers and Freight, Stock, and Material Movers, Hand - 886
- Light Truck or Delivery Services Drivers - 590
- Logisticians - 294
- Production Workers, All Other - 1,033
- Production, Planning, and Expediting Clerks - 147
- Shipping, Receiving, and Traffic Clerks - 442
- Team Assemblers - 444

ESTIMATED TOTAL BY EMPLOYMENT STATUS (PERCENTAGE):



*Employment status is self-identified by the survey respondent. The unemployment percentage does not reflect the unemployment rate published by the U.S. Bureau of Labor Statistics, which applies a stricter definition.

AN ESTIMATED TOTAL OF **9,445** PEOPLE IN THE LABORSHED AREA

UNDEREMPLOYMENT (ESTIMATED):

- Low hours - 0.0%
- Low income - 0.0%
- Mismatch of skills - 14.1% (175)
- Total - 14.1% (175)

(Individuals counted only once when estimating Total Underemployment.)

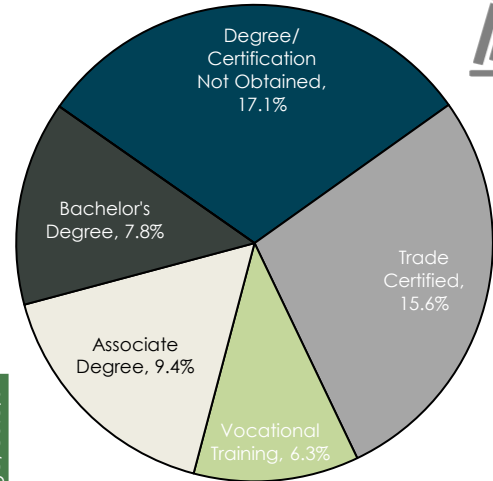


EMPLOYMENT STATS:

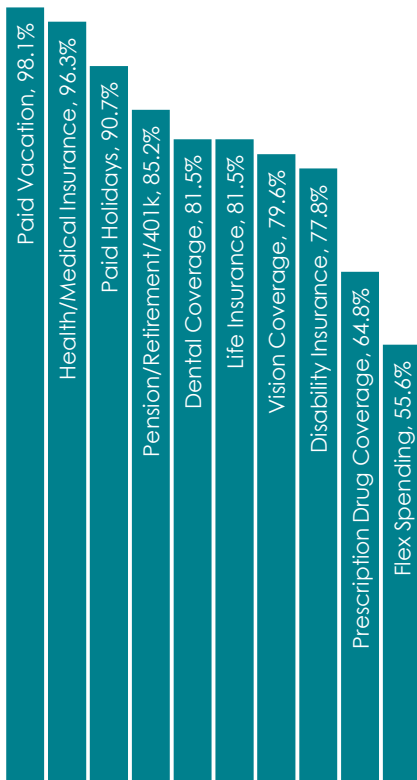
- 73.0% paid an hourly wage
- 95.2% are/were employed full-time
- 4.8% are/were employed part-time
- 14.8% are/were self-employed
- 18.5% hold two or more jobs
- Currently working an average of 50 hours/week

EDUCATIONAL LEVEL:

(56.2% HAVE AN EDUCATION BEYOND HIGH SCHOOL)



CURRENT BENEFITS:



DESIRED BENEFITS:



TOP JOB SEARCH RESOURCES:

(For those seeking employment opportunities, by use.)

- Internet - 75.0%
 - www.indeed.com
 - www.iowaworks.gov
 - www.facebook.com
- Newspapers - 43.8%
- Networking through friends, family or acquaintances - 37.5%
- IowaWORKS Centers - 29.7%



LABOR CHARACTERISTICS



WAREHOUSE & DISTRIBUTION

OCCUPATION	OCCUPATIONAL CODE	MEAN WAGE	ENTRY WAGE	EXPERIENCED WAGE	MEDIAN WAGE	MEAN ANNUAL SALARY
Automotive Body and Related Repairers	49-3021	\$23.44	\$18.82	\$25.75	\$23.32	\$48,761
Automotive Service Technicians and Mechanics	49-3023	\$25.19	\$21.34	\$27.11	\$23.56	\$52,394
Bus and Truck Mechanics and Diesel Engine Specialists	49-3031	\$22.60	\$19.73	\$24.03	\$22.54	\$47,009
Cargo and Freight Agents	43-5011	\$25.34	\$12.93	\$31.54	\$23.87	\$52,705
Cleaners of Vehicles and Equipment	53-7061	\$14.20	\$10.28	\$16.16	\$14.54	\$29,530
First-Line Supervisors of Mechanics, Installers, and Repairers	49-1011	\$26.57	\$17.53	\$31.09	\$20.23	\$55,261
First-Line Supervisors of Production and Operating Workers	51-1011	\$30.33	\$20.44	\$35.28	\$28.73	\$63,084
Heavy and Tractor-Trailer Truck Drivers	53-3032	\$21.82	\$16.80	\$24.33	\$20.95	\$45,389
Industrial Machinery Mechanics	49-9041	\$23.94	\$18.04	\$26.88	\$23.55	\$49,785
Industrial Truck and Tractor Operators	53-7051	\$18.72	\$14.03	\$21.06	\$18.60	\$38,936
Inspectors, Testers, Sorters, Samplers, and Weighers	51-9061	\$20.61	\$16.62	\$22.60	\$20.35	\$42,862
Installation, Maintenance, and Repair Workers, All Other	49-9099	\$21.30	\$16.49	\$23.70	\$21.51	\$44,302
Laborers and Freight, Stock, and Material Movers, Hand	53-7062	\$17.47	\$14.16	\$19.13	\$17.57	\$36,347
Light Truck or Delivery Services Drivers	53-3033	\$16.40	\$11.01	\$19.09	\$16.80	\$34,110
Logisticians	13-1081	\$38.27	\$24.62	\$45.09	\$41.72	\$79,600
Maintenance and Repair Workers, General	49-9071	\$19.63	\$12.82	\$23.03	\$19.93	\$40,827
Packers and Packers, Hand	53-7064	\$14.09	\$9.10	\$16.58	\$15.28	\$29,304
Production, Planning, and Expediting Clerks	43-5061	\$23.35	\$18.16	\$25.94	\$23.24	\$48,561
Shipping, Receiving, and Traffic Clerks	43-5071	\$17.70	\$13.41	\$19.85	\$17.40	\$36,818
Transportation, Storage, and Distribution Managers	11-3071	\$36.42	\$27.02	\$41.12	\$35.01	\$75,752

The 2021 Iowa Wage data for the Spencer, IA Laborshed area was produced by the Labor Force & Occupational Analysis Bureau to provide communities local information on wages by occupation. The source of the wage and employment data is based on the May 2020 OES estimates. Additional occupational wage and employment data can be found at www.iowalmi.gov/laborshed.

