

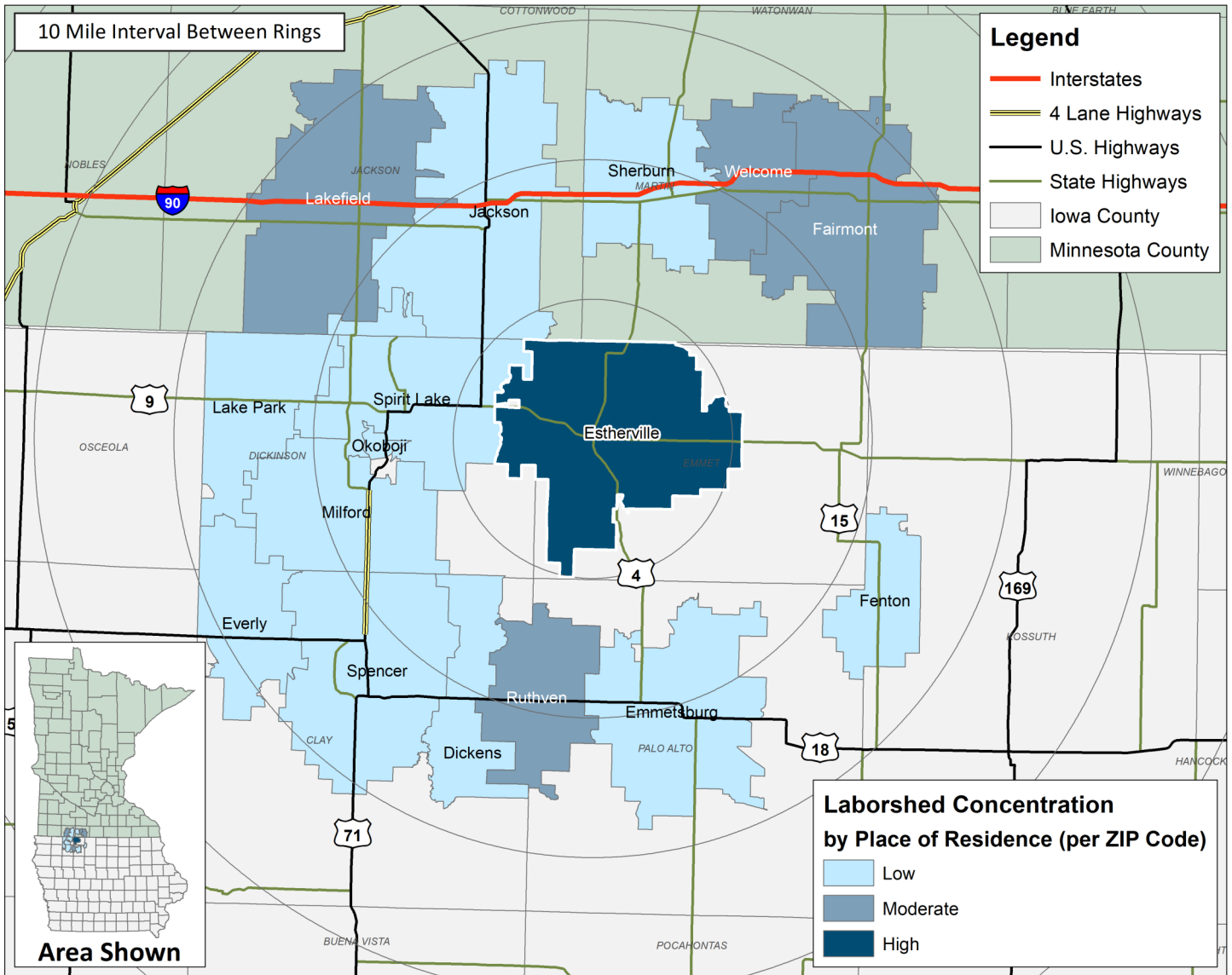
LABOR CHARACTERISTICS

FINANCIAL SERVICES



ESTHERVILLE, IA LABORSHED AREA

CONCENTRATION OF RESPONDENTS WITHIN THE LABORSHED AREA WITH TRANSFERABLE EXPERIENCE/SKILLS BY PLACE OF RESIDENCE



Workers who have transferable experience/skills in the industry are currently commuting an average of 9 miles one way for work. Those who are likely to change/accept employment are willing to commute an average of 16 miles one way for the right employment opportunity.

FOR MORE INFORMATION REGARDING THE ESTHERVILLE, IA LABORSHED, CONTACT:

Iowa Lakes Corridor Development Corporation
520 2nd Avenue East, Suite 2
Spencer, IA 51301

Phone: (712) 264-3474 | E-mail: info@lakescorridor.com
www.lakescorridor.com

LABOR CHARACTERISTICS



FINANCIAL SERVICES

ESTIMATED AVAILABLE LABOR PER OCCUPATIONAL CATEGORY:

- Accountants and Auditors - 513
- Bill and Account Collectors - 103
- Bookkeeping, Accounting, and Auditing Clerks - 410
- Brokerage Clerks - 105
- Claims Adjusters, Examiners, and Investigators - 98
- Compliance Officers - 99
- Computer and Information Systems Managers - 204
- Customer Service Representatives - 307
- Financial Managers - 205
- Financial Specialists, All Other - 100
- First-Line Supervisors of Office and Administrative Support Workers - 206
- Insurance Claims and Policy Processing Clerks - 207
- Insurance Sales Agents - 101
- Loan Interviewers and Clerks - 106
- Securities, Commodities, and Financial Services Sales Agents - 102
- Tellers - 104

AN ESTIMATED TOTAL OF **2,970** PEOPLE IN THE LABORSHED AREA

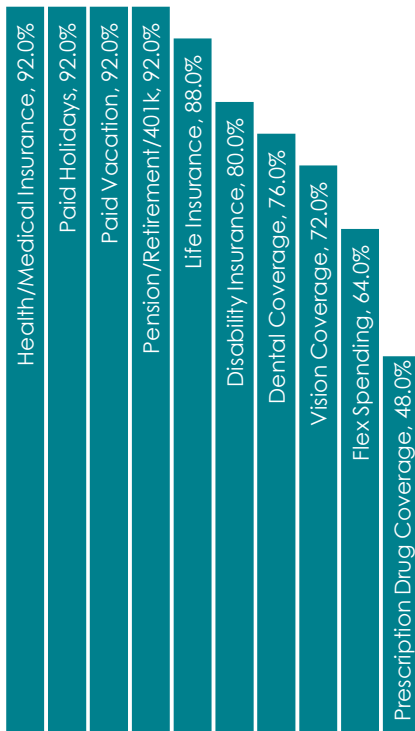
UNDEREMPLOYMENT (ESTIMATED):

- Low hours - 0.0%
- Low income - 0.0%
- Mismatch of skills - 0.0%
- Total - 0.0%

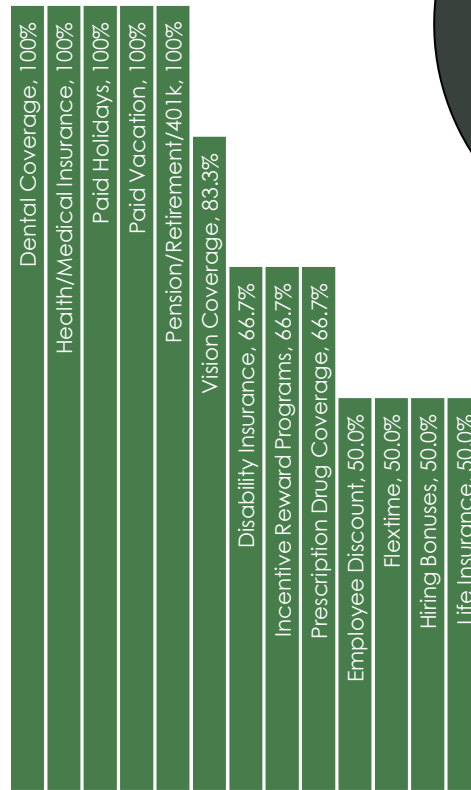
(Individuals counted only once when estimating Total Underemployment.)



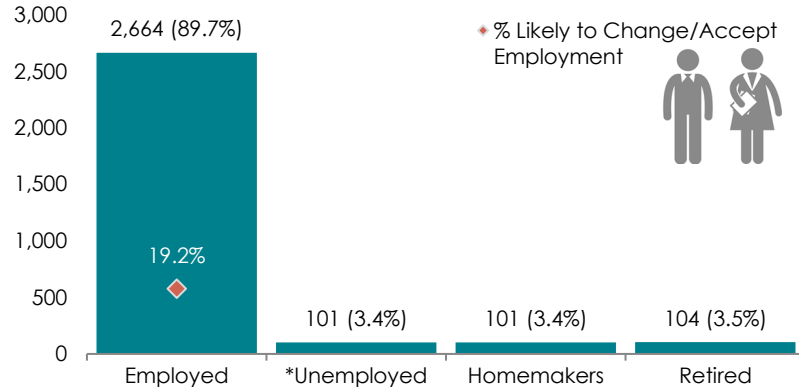
CURRENT BENEFITS:



DESIRED BENEFITS:



ESTIMATED TOTAL BY EMPLOYMENT STATUS (PERCENTAGE):



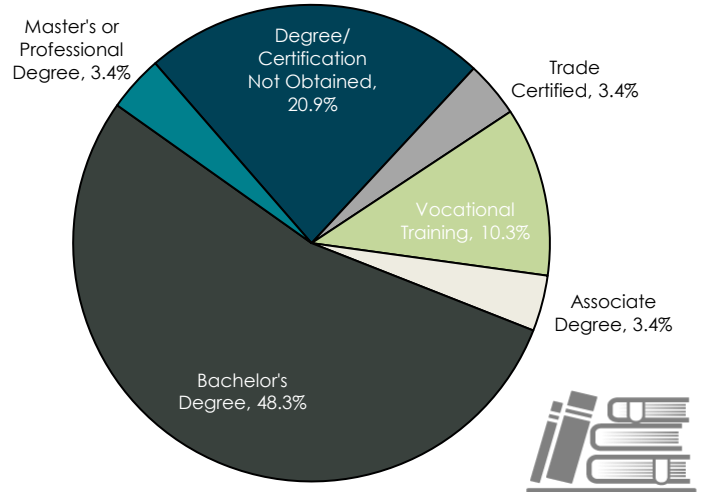
*Employment status is self-identified by the survey respondent. The unemployment percentage does not reflect the unemployment rate published by the U.S. Bureau of Labor Statistics, which applies a stricter definition.

EMPLOYMENT STATS:

- 51.7% paid an annual salary
- 93.1% are/were employed full-time
- 6.9% are/were employed part-time
- 15.4% are/were self-employed
- 3.8% hold two or more jobs
- Currently working an average of 42 hours/week

EDUCATIONAL LEVEL:

(89.7% HAVE AN EDUCATION BEYOND HIGH SCHOOL)



TOP JOB SEARCH RESOURCES:

(For those seeking employment opportunities, by use.)

- Internet - 67.9%
 - www.indeed.com
 - www.linkedin.com
 - www.ziprecruiter.com
- Networking through friends, family or acquaintances - 50.0%
- Newspapers - 28.6%
- IowaWORKS Centers - 25.0%



LABOR CHARACTERISTICS



FINANCIAL SERVICES

OCCUPATION	OCCUPATIONAL CODE	MEAN WAGE	ENTRY WAGE	EXPERIENCED WAGE	MEDIAN WAGE	MEAN ANNUAL SALARY
Accountants and Auditors	13-2011	\$27.50	\$17.80	\$32.34	\$27.82	\$57,192
Billing and Posting Clerks	43-3021	\$19.47	\$16.20	\$21.10	\$18.61	\$40,487
Bookkeeping, Accounting, and Auditing Clerks	43-3031	\$16.91	\$10.66	\$20.03	\$15.80	\$35,163
Brokerage Clerks	43-4011	\$18.95	\$13.83	\$21.52	\$16.61	\$39,426
Compliance Officers	13-1041	\$30.10	\$22.33	\$33.99	\$30.81	\$62,618
Computer and Information Systems Managers	11-3021	\$56.58	\$43.23	\$63.26	\$58.70	\$117,697
Credit Analysts	13-2041	\$33.81	\$29.59	\$35.92	\$35.15	\$70,320
Customer Service Representatives	43-4051	\$16.44	\$12.72	\$18.31	\$15.98	\$34,205
Financial Managers	11-3031	\$47.48	\$30.64	\$55.90	\$42.20	\$98,766
First-Line Supervisors of Non-Retail Sales Workers	41-1012	\$38.86	\$24.30	\$46.15	\$37.87	\$80,836
First-Line Supervisors of Office and Administrative Support Workers	43-1011	\$26.77	\$19.63	\$30.35	\$26.49	\$55,690
Loan Interviewers and Clerks	43-4131	\$18.68	\$16.83	\$19.60	\$18.39	\$38,855
Loan Officers	13-2072	\$47.96	\$30.91	\$56.48	\$47.07	\$99,750
Tellers	43-3071	\$15.53	\$13.15	\$16.72	\$15.72	\$32,304

The 2021 Iowa Wage data for the Estherville, IA Laborshed area was produced by the Labor Force & Occupational Analysis Bureau to provide communities local information on wages by occupation. The source of the wage and employment data is based on the May 2020 OES estimates. Additional occupational wage and employment data can be found at www.iowalmi.gov/laborshed.

