

Dickinson County, IA

Emsi Burning Glass



232 N. Almon St.
Moscow, Idaho 83843

Contents

Report Parameters	1
Economy Overview	2
Unemployment by Demographics	4
Historic & Projected Trends	8
Population Characteristics	12
Inbound and Outbound Migration	14
Industry Characteristics	16
Business Characteristics	21
Workforce Characteristics	23
Educational Pipeline	28
In-Demand Skills	29

Report Parameters

1 County

19059 Dickinson County, IA

Class of Worker

QCEW Employees, Non-QCEW Employees, and Self-Employed

The information in this report pertains to the chosen geographical area.

Economy Overview

17,549

Population (2020)

Population **grew by 540** over the last 5 years and is projected to **grow by 338** over the next 5 years.

10,566

Total Regional Employment

Jobs **decreased by 510** over the last 5 years but are projected to **grow by 1,229** over the next 5 years.

\$60.0K

Median Household Income (2019)

Median household income is **\$2.9K below** the national median household income of \$62.8K.

Takeaways

- As of 2020 the region's population **increased by 3.2%** since 2015, growing by 540. Population is expected to **increase by 1.9%** between 2020 and 2025, adding 338.
- From 2015 to 2020, jobs **declined by 4.6%** in Dickinson County, IA from 11,076 to **10,566**. This change **fell short of the national growth rate of 0.0% by 4.6%**. As the number of jobs declined, the **labor force participation rate decreased from 67.9% to 62.9% between 2015 and 2020**.
- Concerning educational attainment, **26.3% of Dickinson County, IA residents possess a Bachelor's Degree** (6.2% above the national average), and **14.0% hold an Associate's Degree** (5.4% above the national average).
- The top three industries in 2020 are Education and Hospitals (Local Government), Restaurants and Other Eating Places, and Other Transportation Equipment Manufacturing.

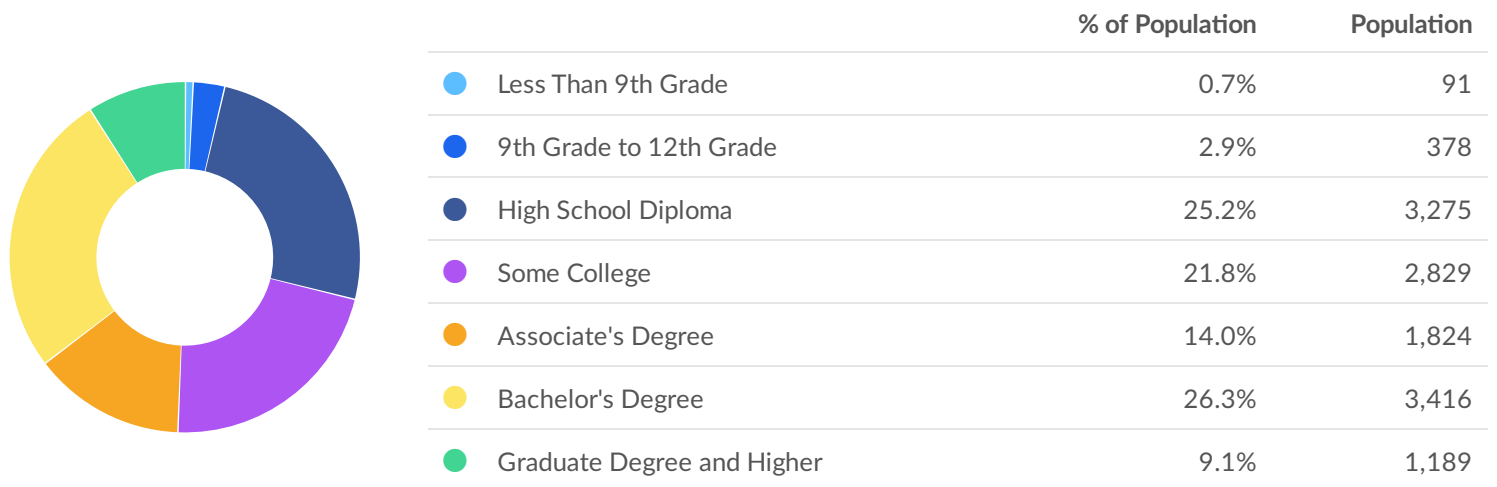
	Population (2020)	Labor Force (2020)	Jobs (2020)	Cost of Living	GRP	Imports	Exports
Region	17,549	9,061	10,566	101.7	\$1.10B	\$1.67B	\$1.68B
State	3,163,561	1,622,135	1,681,592	97.8	\$190.64B	\$211.47B	\$239.68B

Dec 2020 Labor Force Breakdown



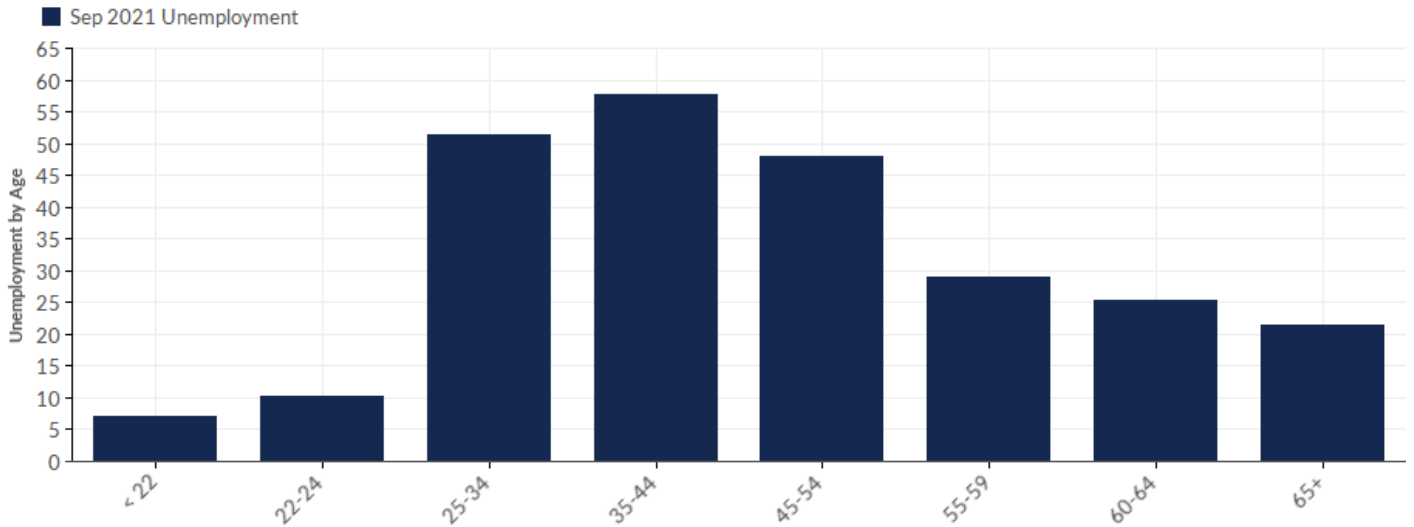
Educational Attainment

Concerning educational attainment, **26.3% of Dickinson County, IA residents possess a Bachelor's Degree** (6.2% above the national average), and **14.0% hold an Associate's Degree** (5.4% above the national average).



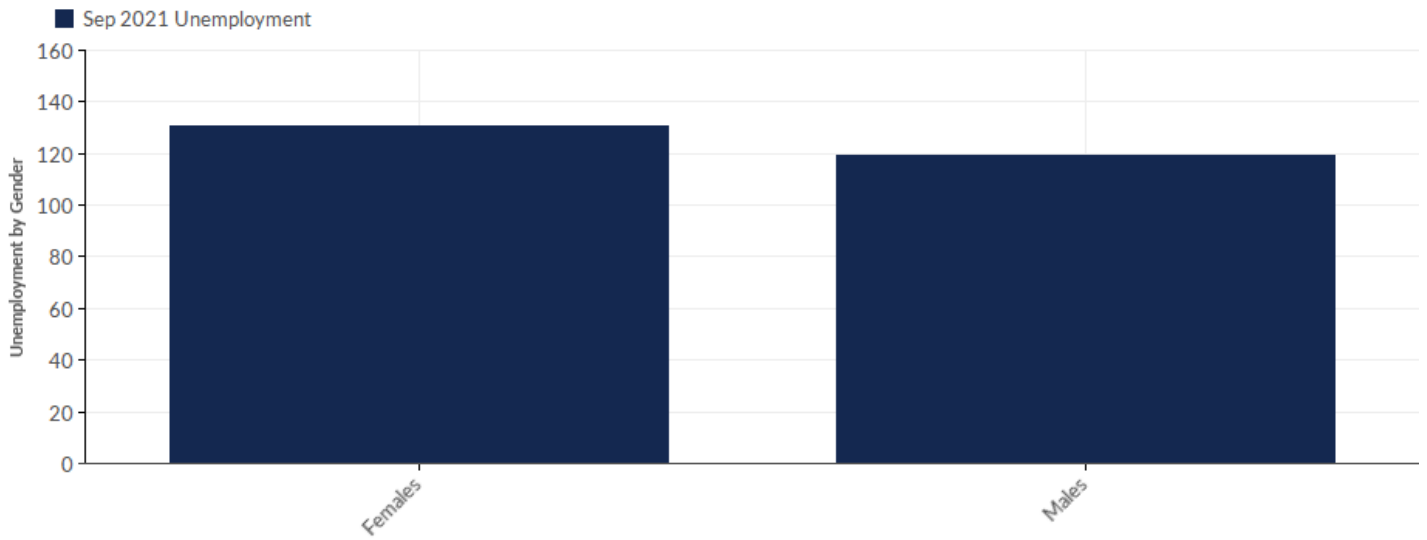
Unemployment by Demographics

Unemployment by Age



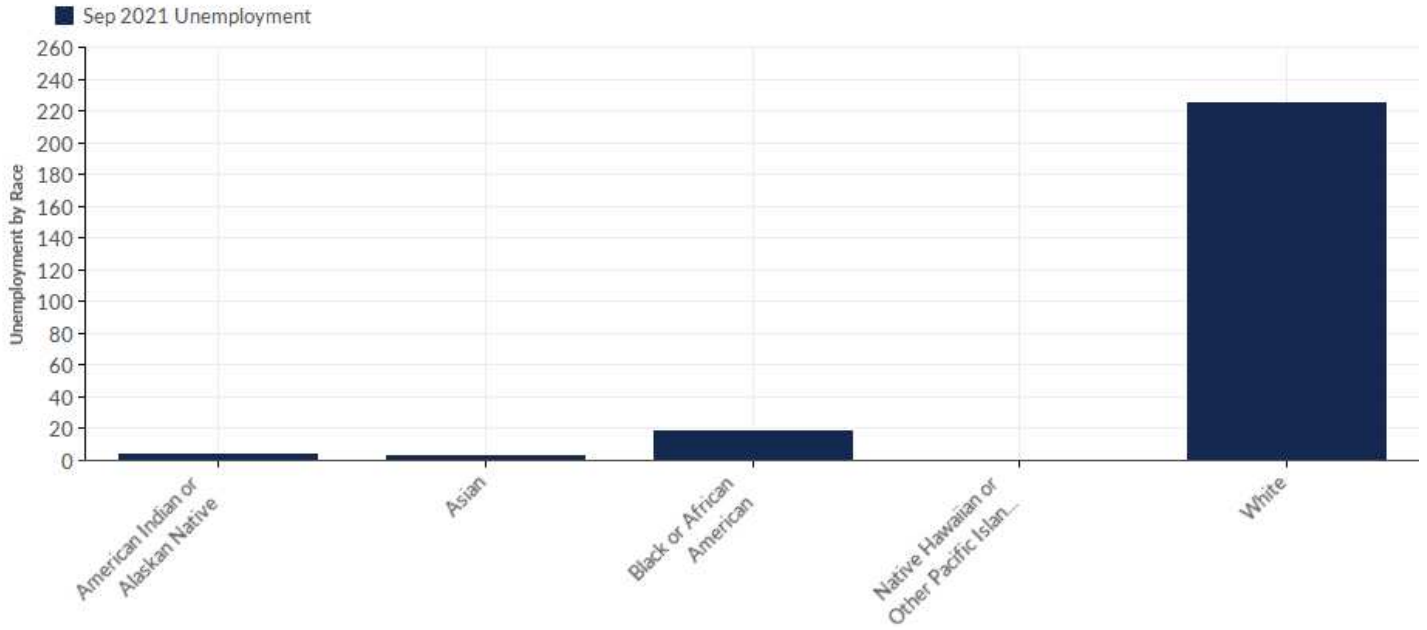
Age	Unemployment (Sep 2021)	% of Cohort
< 22	7	2.80%
22-24	10	4.00%
25-34	51	20.40%
35-44	58	23.20%
45-54	48	19.20%
55-59	29	11.60%
60-64	25	10.00%
65+	21	8.40%
Total	250	100.00%

Unemployment by Gender



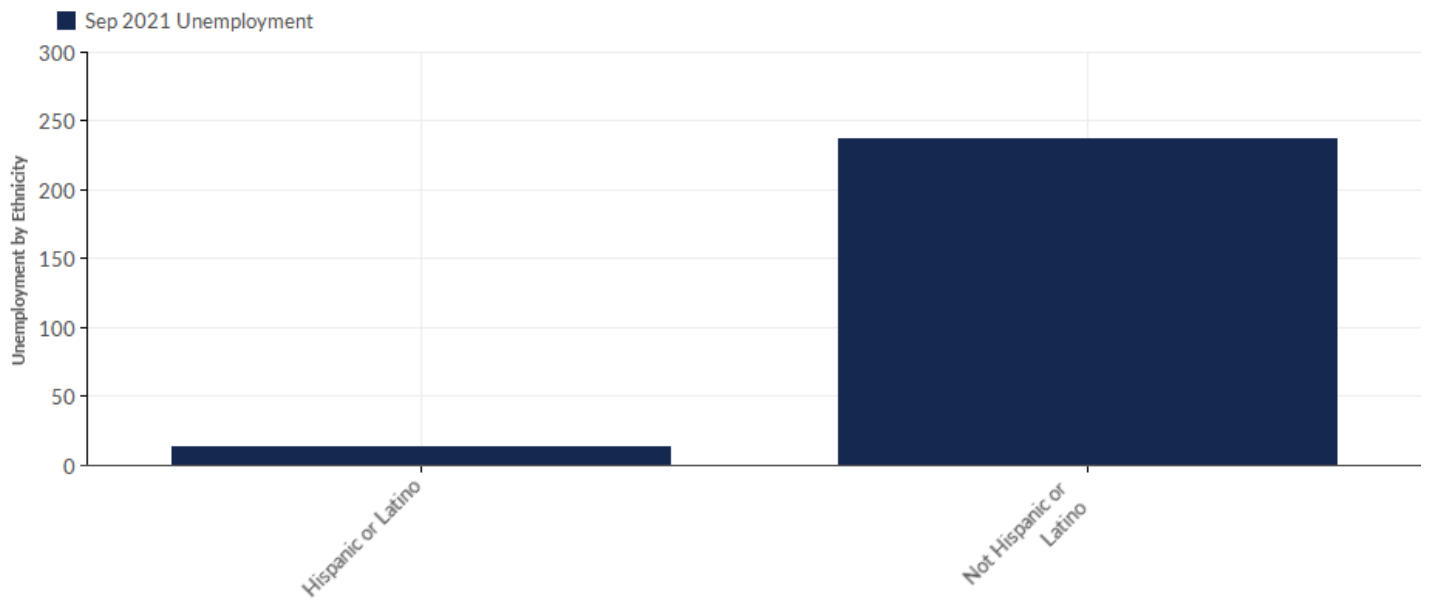
Gender	Unemployment (Sep 2021)	% of Cohort
Females	131	52.40%
Males	119	47.60%
Total	250	100.00%

Unemployment by Race



Race	Unemployment (Sep 2021)	% of Cohort
American Indian or Alaskan Native	4	1.60%
Asian	3	1.20%
Black or African American	18	7.20%
Native Hawaiian or Other Pacific Islander	0	0.00%
White	225	90.00%
Total	250	100.00%

Unemployment by Ethnicity

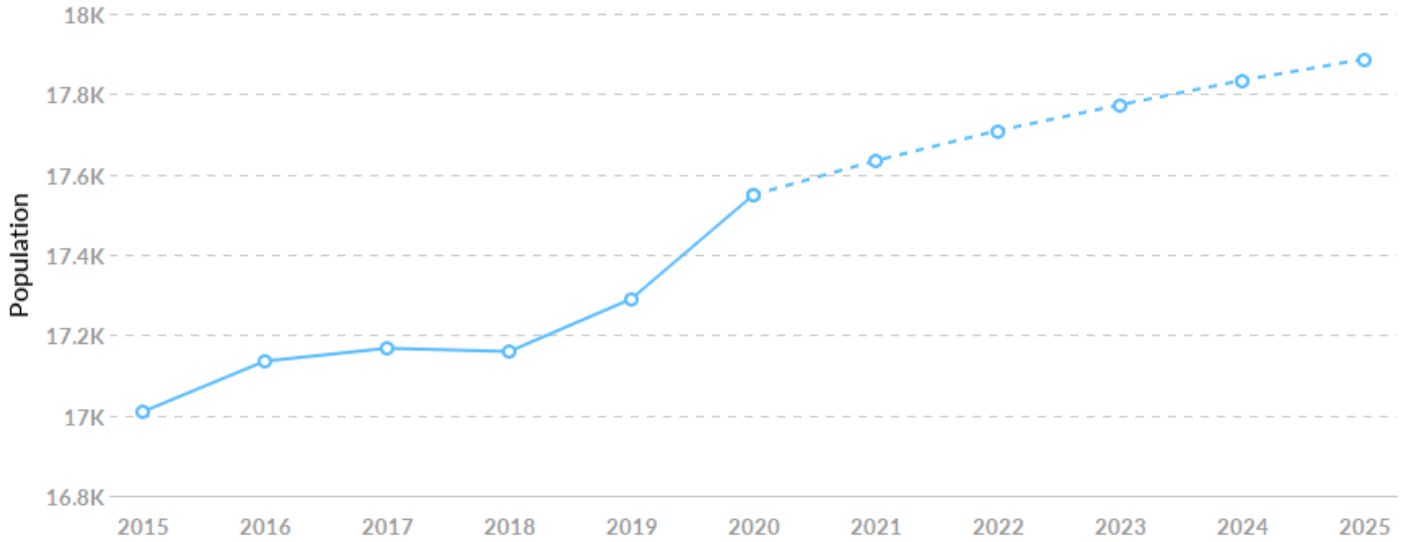


Ethnicity	Unemployment (Sep 2021)	% of Cohort
Hispanic or Latino	13	5.20%
Not Hispanic or Latino	237	94.80%
Total	250	100.00%

Historic & Projected Trends

Population Trends

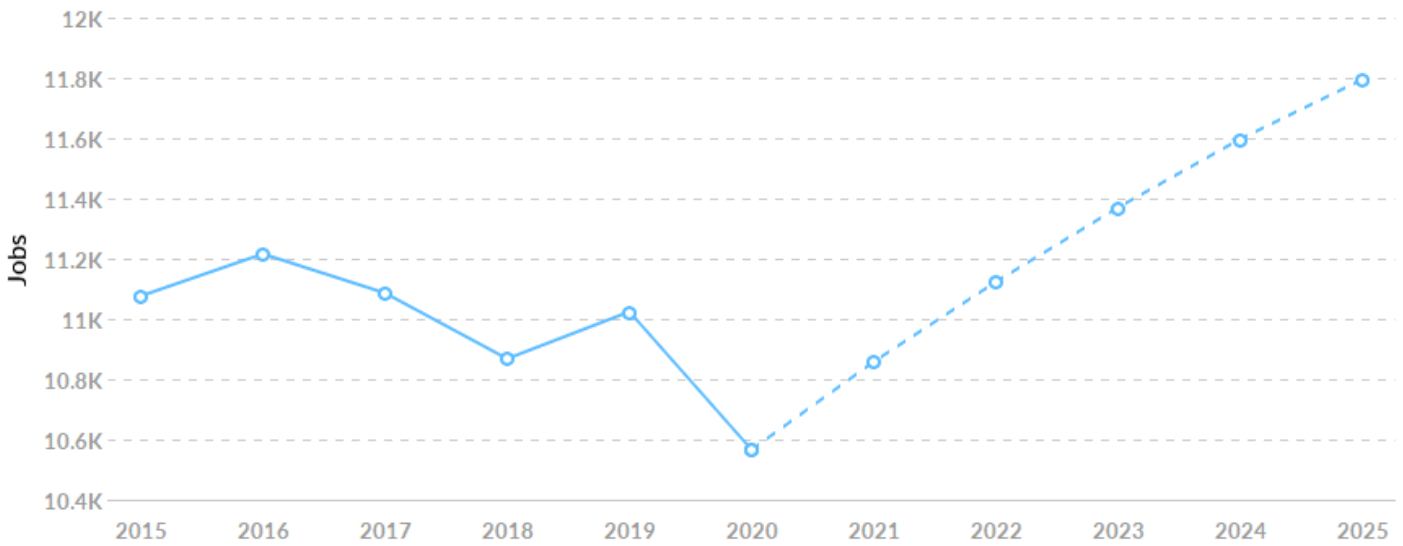
As of 2020 the region's population **increased by 3.2%** since 2015, growing by 540. Population is expected to **increase by 1.9%** between 2020 and 2025, adding 338.



Timeframe	Population
2015	17,009
2016	17,135
2017	17,167
2018	17,159
2019	17,290
2020	17,549
2021	17,634
2022	17,709
2023	17,773
2024	17,834
2025	17,887

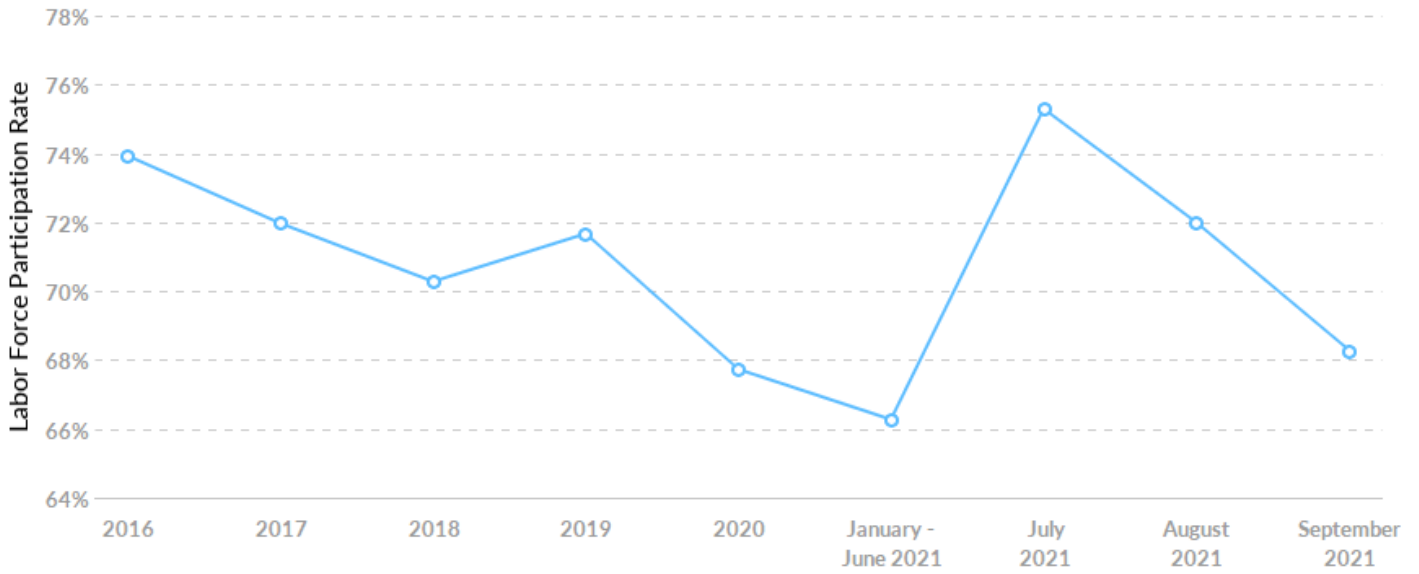
Job Trends

From 2015 to 2020, jobs declined by 4.6% in Dickinson County, IA from 11,076 to 10,566. This change fell short of the national growth rate of 0.0% by 4.6%.



Timeframe	Jobs
2015	11,076
2016	11,216
2017	11,086
2018	10,868
2019	11,024
2020	10,566
2021	10,858
2022	11,123
2023	11,370
2024	11,597
2025	11,795

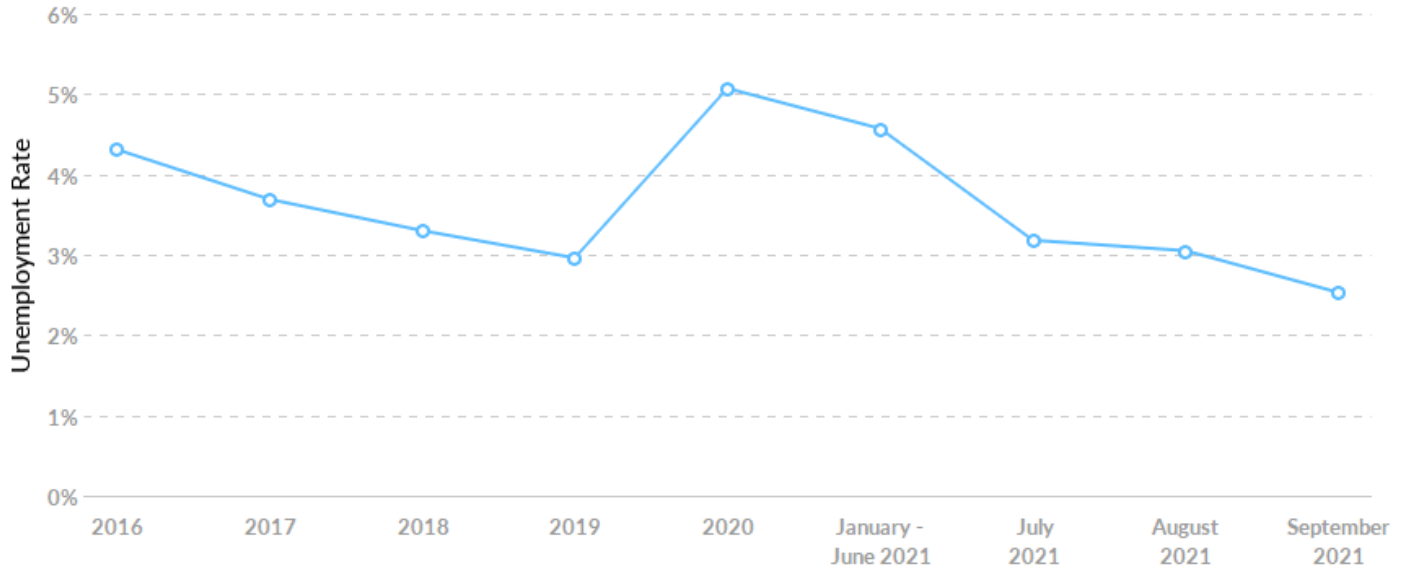
Labor Force Participation Rate Trends



Timeframe	Labor Force Participation Rate
2016	73.93%
2017	71.97%
2018	70.28%
2019	71.67%
2020	67.73%
January - June 2021	66.27%
July 2021	75.29%
August 2021	71.99%
September 2021	68.28%

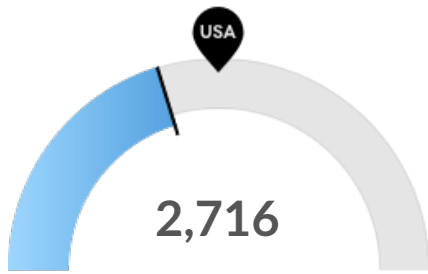
Unemployment Rate Trends

Dickinson County, IA had a September 2021 unemployment rate of 2.53%, decreasing from 4.31% 5 years before.



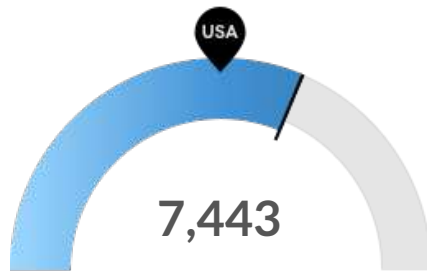
Timeframe	Unemployment Rate
2016	4.31%
2017	3.69%
2018	3.30%
2019	2.96%
2020	5.07%
January - June 2021	4.57%
July 2021	3.18%
August 2021	3.05%
September 2021	2.53%

Population Characteristics



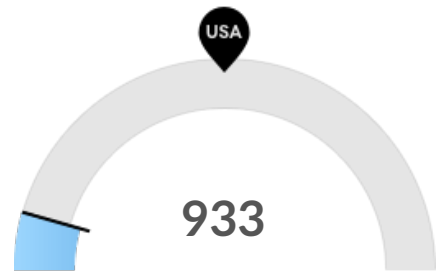
Millennials

Dickinson County, IA has 2,716 millennials (ages 25-39). The national average for an area this size is 3,616.



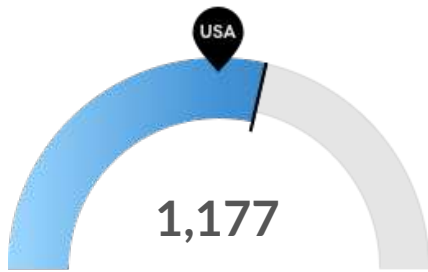
Retiring Soon

Retirement risk is high in Dickinson County, IA. The national average for an area this size is 5,223 people 55 or older, while there are 7,443 here.



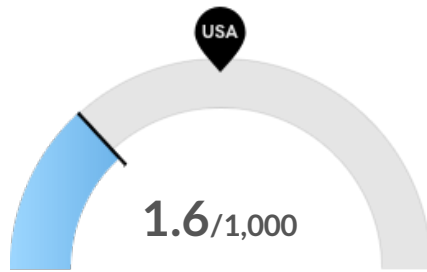
Racial Diversity

Racial diversity is low in Dickinson County, IA. The national average for an area this size is 7,068 racially diverse people, while there are 933 here.



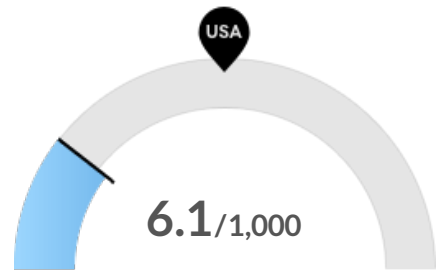
Veterans

Dickinson County, IA has 1,177 veterans. The national average for an area this size is 960.



Violent Crime

Dickinson County, IA has 1.6 violent crimes per 1,000 people. The national rate is 3.62 per 1,000 people.

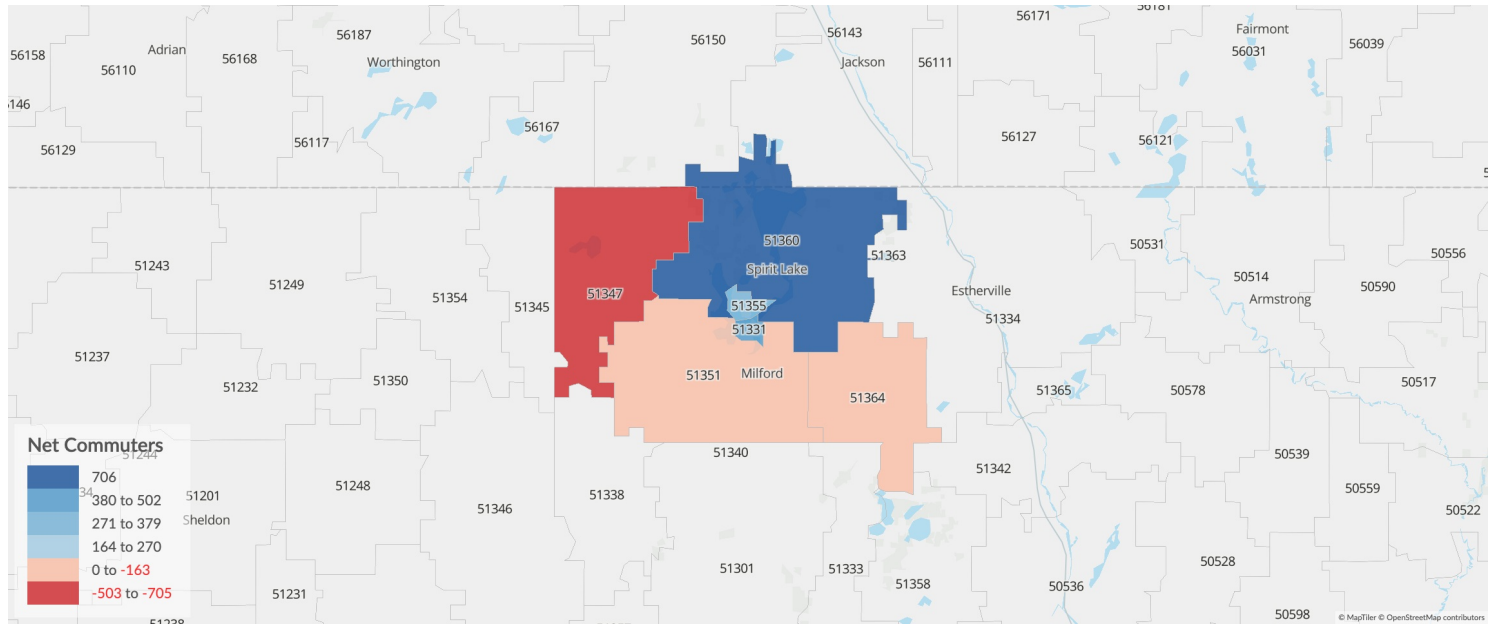


Property Crime

Dickinson County, IA has 6.1 property crimes per 1,000 people. The national rate is 17.91 per 1,000 people.

Place of Work vs Place of Residence

Understanding where talent in Dickinson County, IA currently works compared to where talent lives can help you optimize site decisions.



Where Talent Works

Where Talent Lives

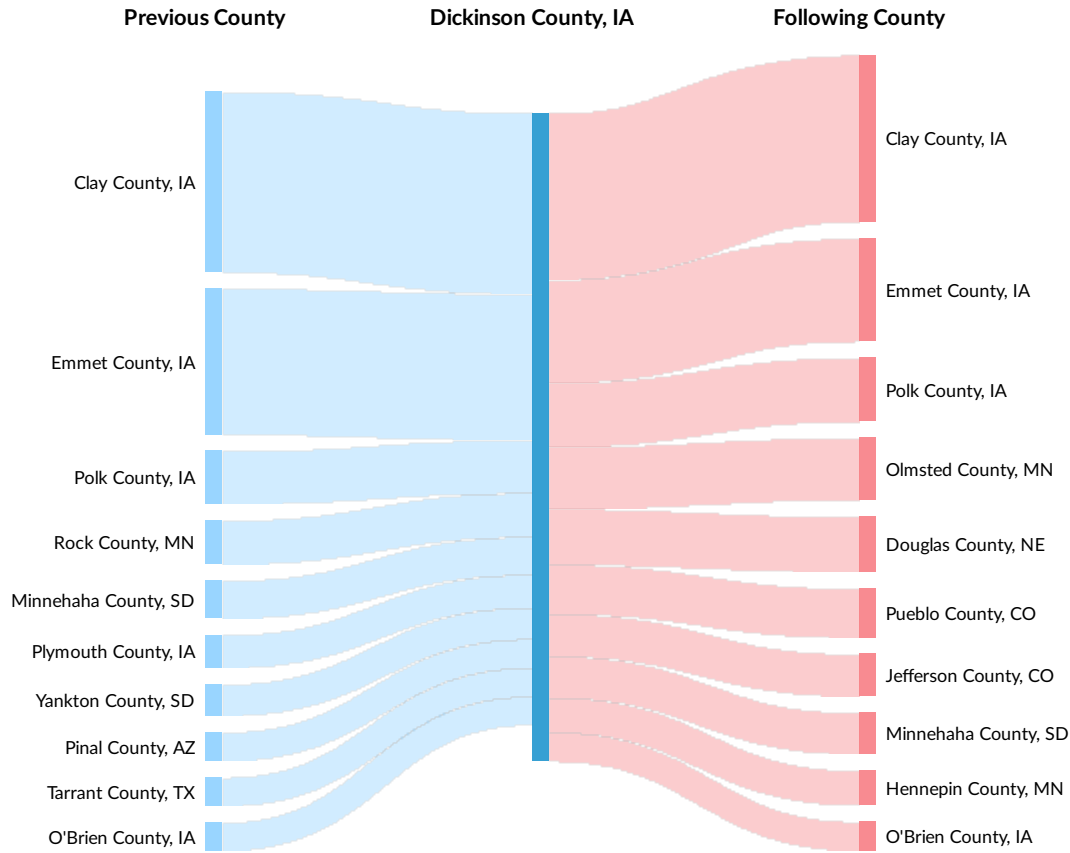
ZIP	Name	2020 Employment
51360	Spirit Lake, IA (in Dickin...	5,330
51351	Milford, IA (in Dickinson...	2,605
51331	Arnolds Park, IA (in Dick...	876
51355	Okoboji, IA (in Dickinso...	733
51347	Lake Park, IA (in Dickins...	508

ZIP	Name	2020 Workers
51360	Spirit Lake, IA (in Dickin...	4,624
51351	Milford, IA (in Dickinson...	2,624
51347	Lake Park, IA (in Dickins...	1,011
51331	Arnolds Park, IA (in Dick...	496
51355	Okoboji, IA (in Dickinso...	461

Inbound and Outbound Migration

The table below analyzes past and current residents of Dickinson County, IA. The left column shows residents of other counties migrating to Dickinson County, IA. The right column shows residents migrating from Dickinson County, IA to other counties.

As of 2019, 96 people have migrated from Clay County, IA to Dickinson County, IA. In the same year, 88 people left Dickinson County, IA migrating to Clay County, IA. The total Net Migration for Dickinson County, IA in 2018 was 180.

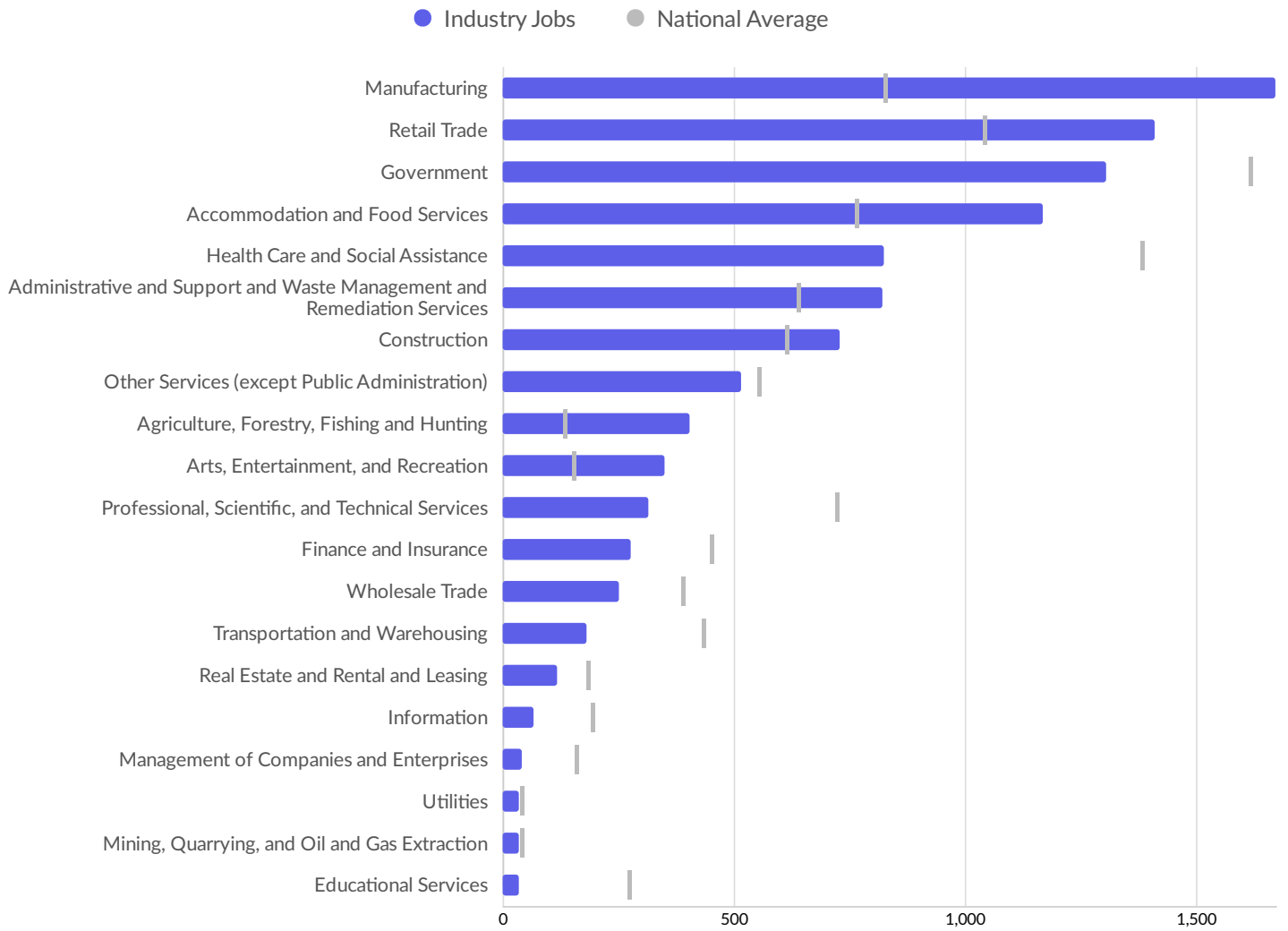


Top Previous Counties	Migrations
Clay County, IA	96
Emmet County, IA	77
Polk County, IA	28
Rock County, MN	23
Minnehaha County, SD	20
Plymouth County, IA	17

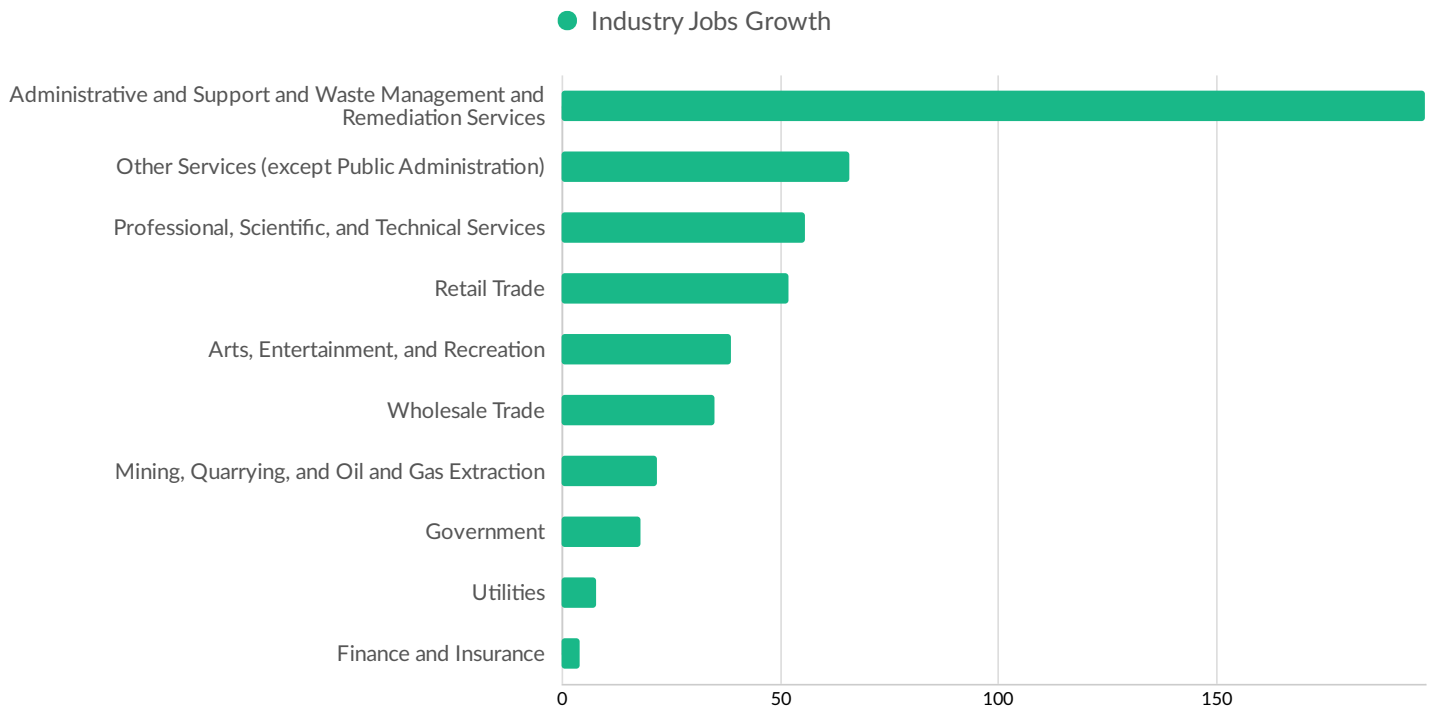
Top Previous Counties	Migrations
Yankton County, SD	17
Pinal County, AZ	15
Tarrant County, TX	15
O'Brien County, IA	15
Leon County, FL	13
Kossuth County, IA	13
Story County, IA	12
Polk County, FL	11
Pottawattamie County, IA	11
Top Following Counties	Migrations
Clay County, IA	88
Emmet County, IA	55
Polk County, IA	34
Olmsted County, MN	33
Douglas County, NE	29
Pueblo County, CO	26
Jefferson County, CO	22
Minnehaha County, SD	22
Hennepin County, MN	18
O'Brien County, IA	15
Cherokee County, IA	15
Palo Alto County, IA	15
Des Moines County, IA	14
Chisago County, MN	13
Taney County, MO	11

Industry Characteristics

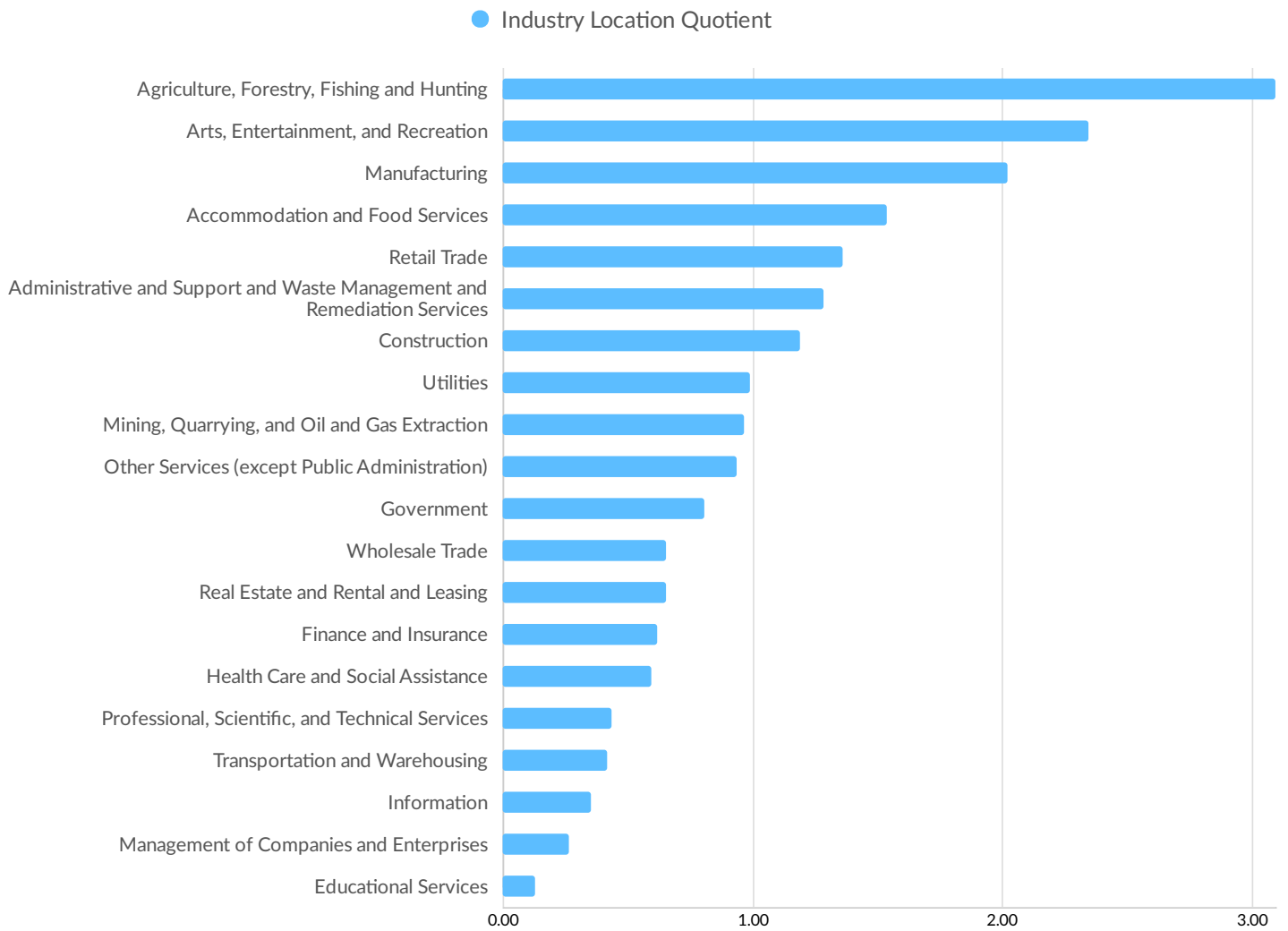
Largest Industries



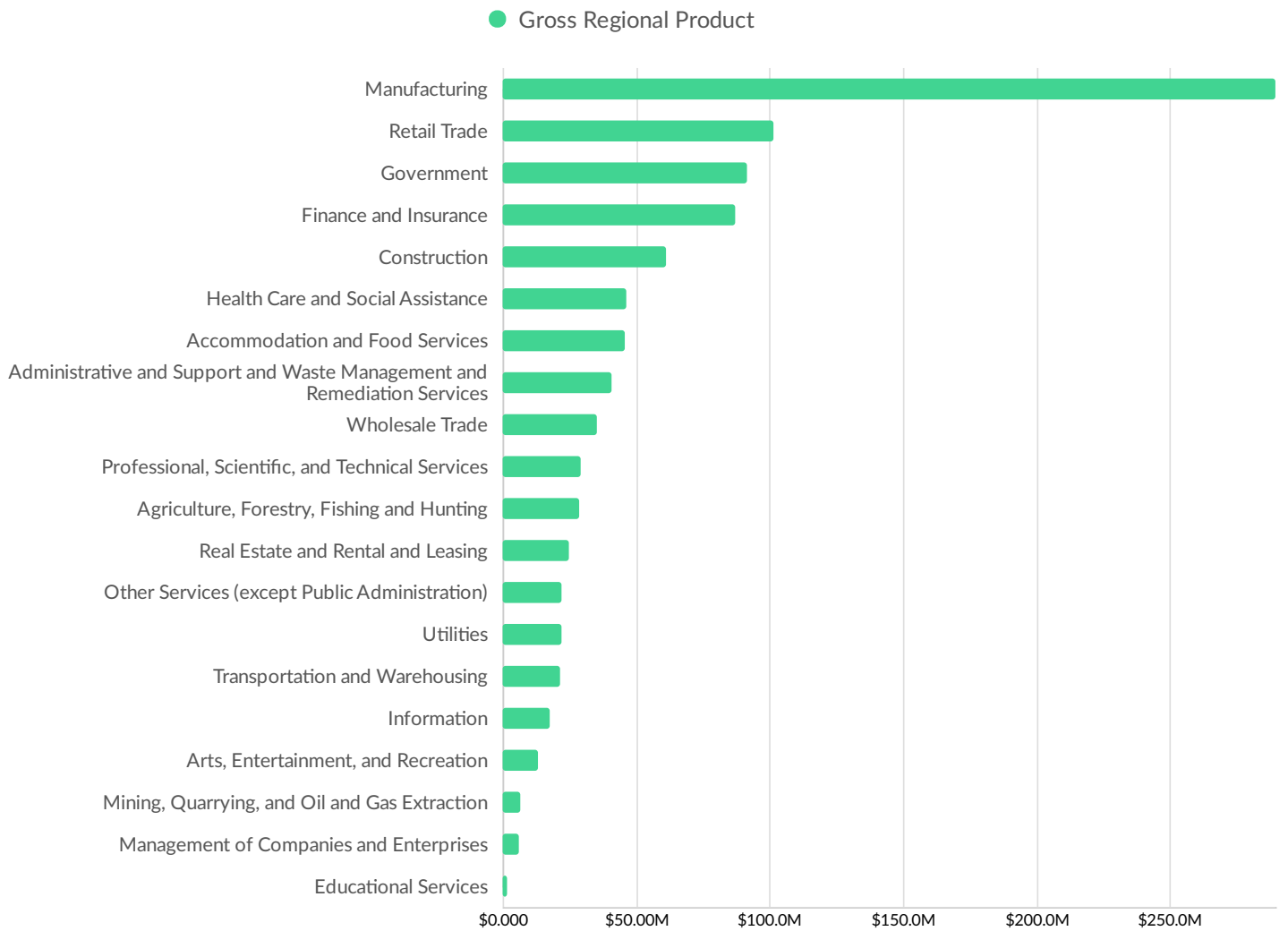
Top Growing Industries



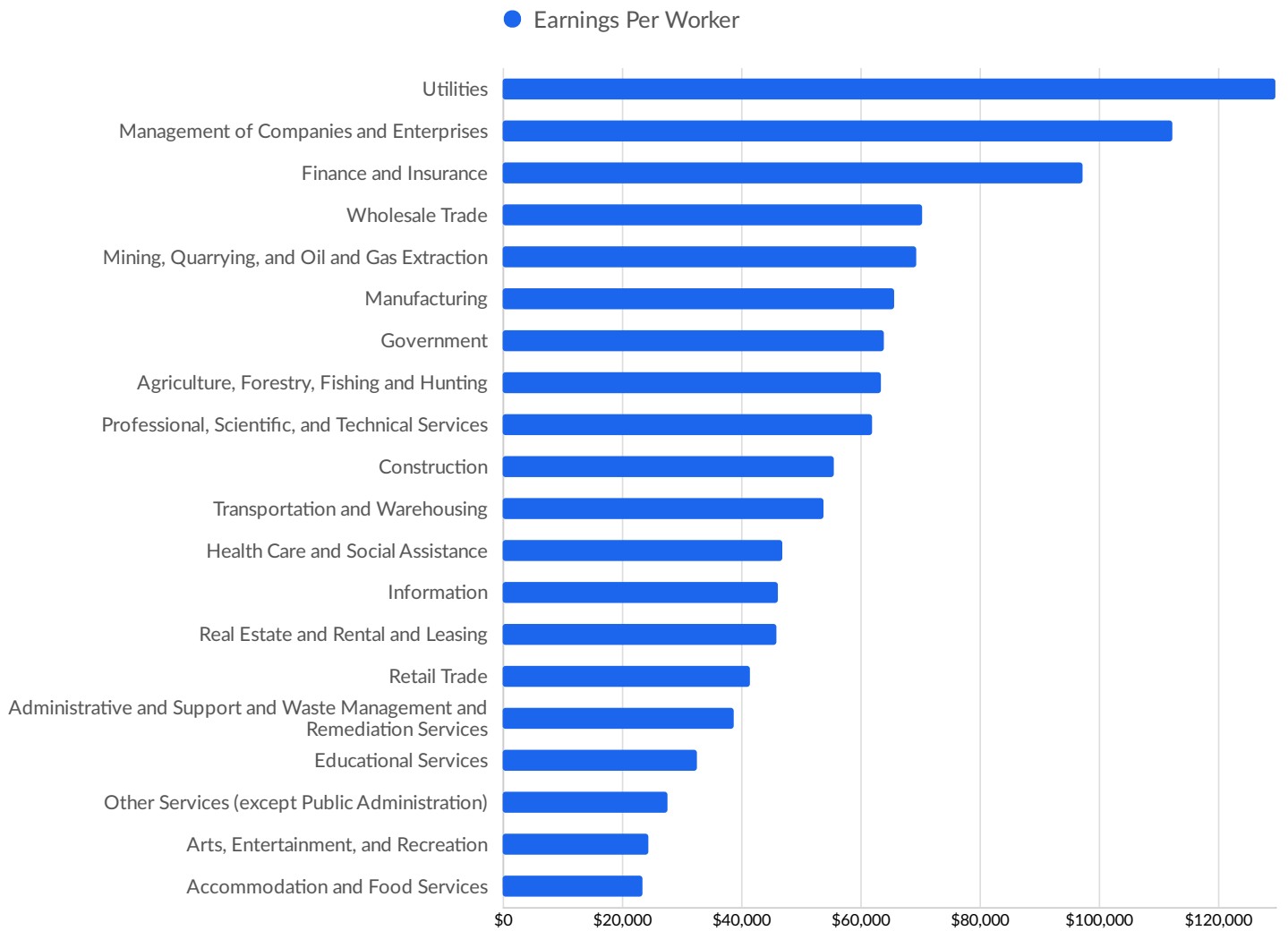
Top Industry Location Quotient



Top Industry GRP




Top Industry Earnings



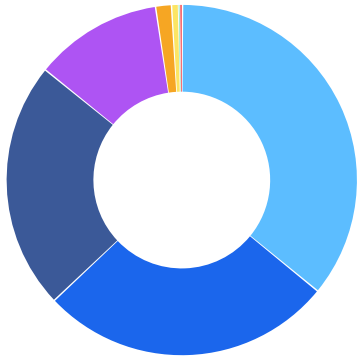
Business Characteristics

1,417 Companies Employ Your Workers

Online profiles for your workers mention 1,417 companies as employers, with the top 10 appearing below. In the last 12 months, 174 companies in Dickinson County, IA posted job postings, with the top 10 appearing below.

Top Companies	Profiles	Top Companies Posting	Unique Postings
Polaris Industries	123 	Avera Health	136 
Pure Fishing	88 	FedEx	76 
Grapetree Medical Staffing	50 	Hy-Vee	57 
Rosenboom Machine and Tool	47 	Polaris Industries	50 
Lakes Regional Healthcare	43 	Aventure Staffing	41 
AGCO	42 	Doherty Staffing Solutions	32 
Rembrandt Foods	32 	Kwik Trip	24 
Spirit of the Lake Community Sc...	26 	Safco Products Company	24 
Iowa Lakes Community College	25 	Boehringer Ingelheim	21 
Bank Midwest, One Place	24 	GPAC	21 

Business Size

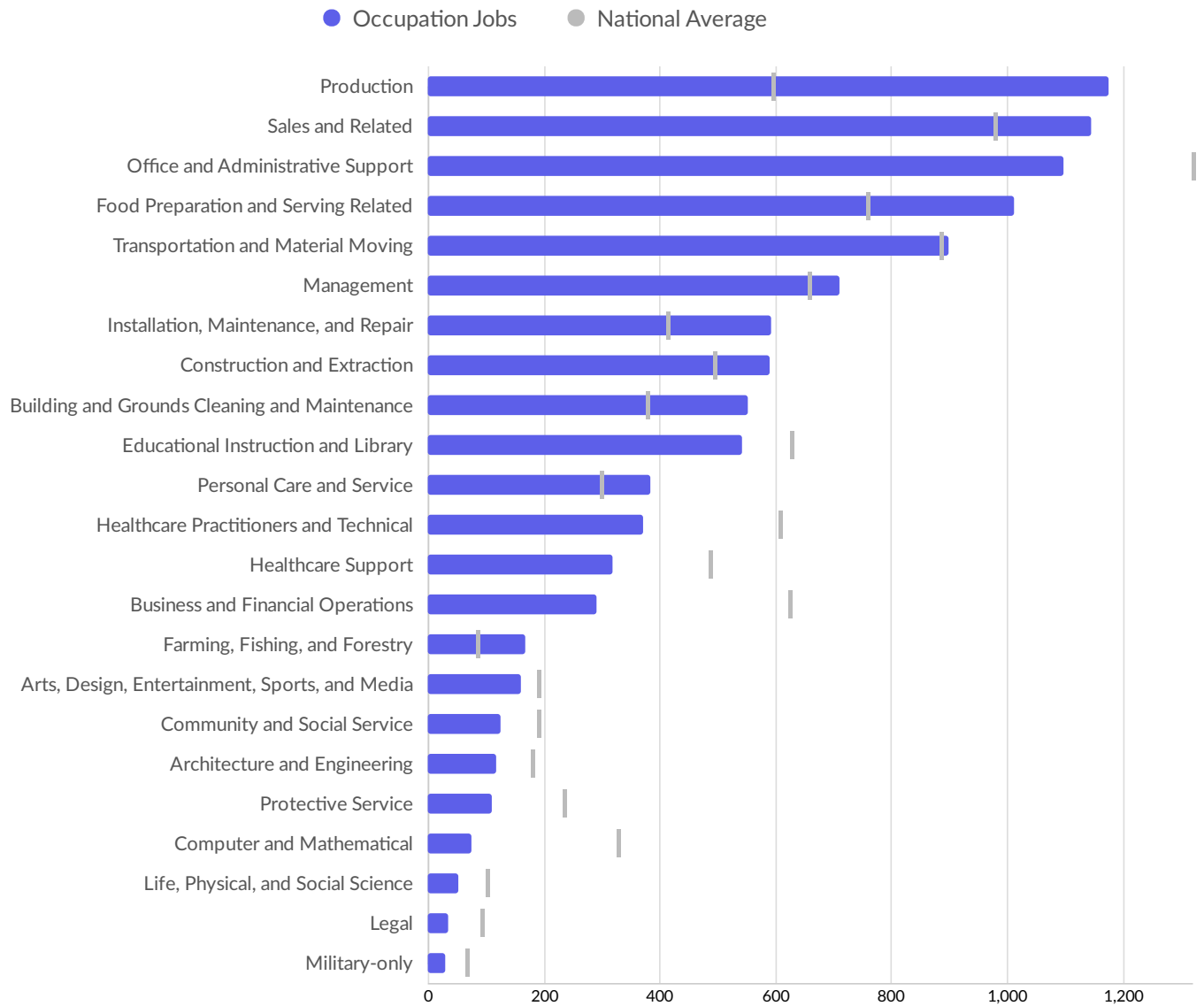


	Percentage	Business Count
1 to 4 employees	35.8%	392
5 to 9 employees	27.1%	296
10 to 19 employees	22.9%	250
20 to 49 employees	11.8%	129
50 to 99 employees	1.5%	16
100 to 249 employees	0.6%	7
250 to 499 employees	0.1%	1
500+ employees	0.3%	3

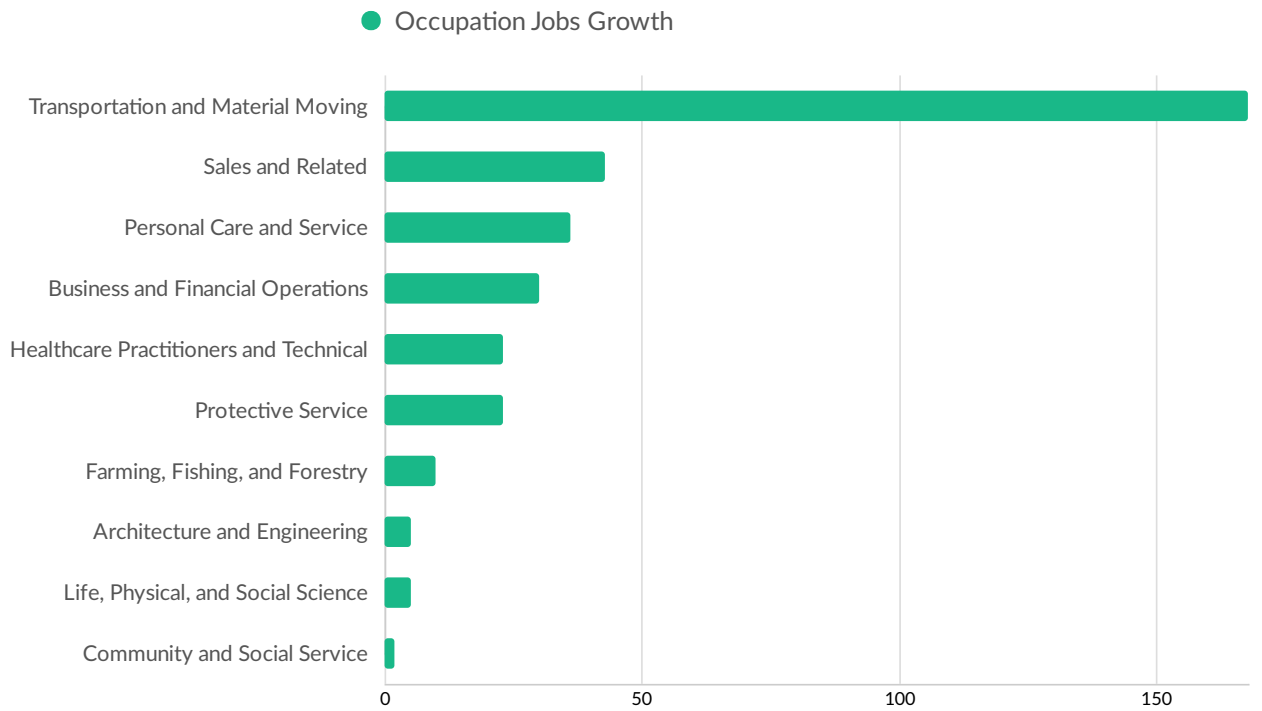
*Business Data by DatabaseUSA.com is third-party data provided by Emsi to its customers as a convenience, and Emsi does not endorse or warrant its accuracy or consistency with other published Emsi data. In most cases, the Business Count will not match total companies with profiles on the summary tab.

Workforce Characteristics

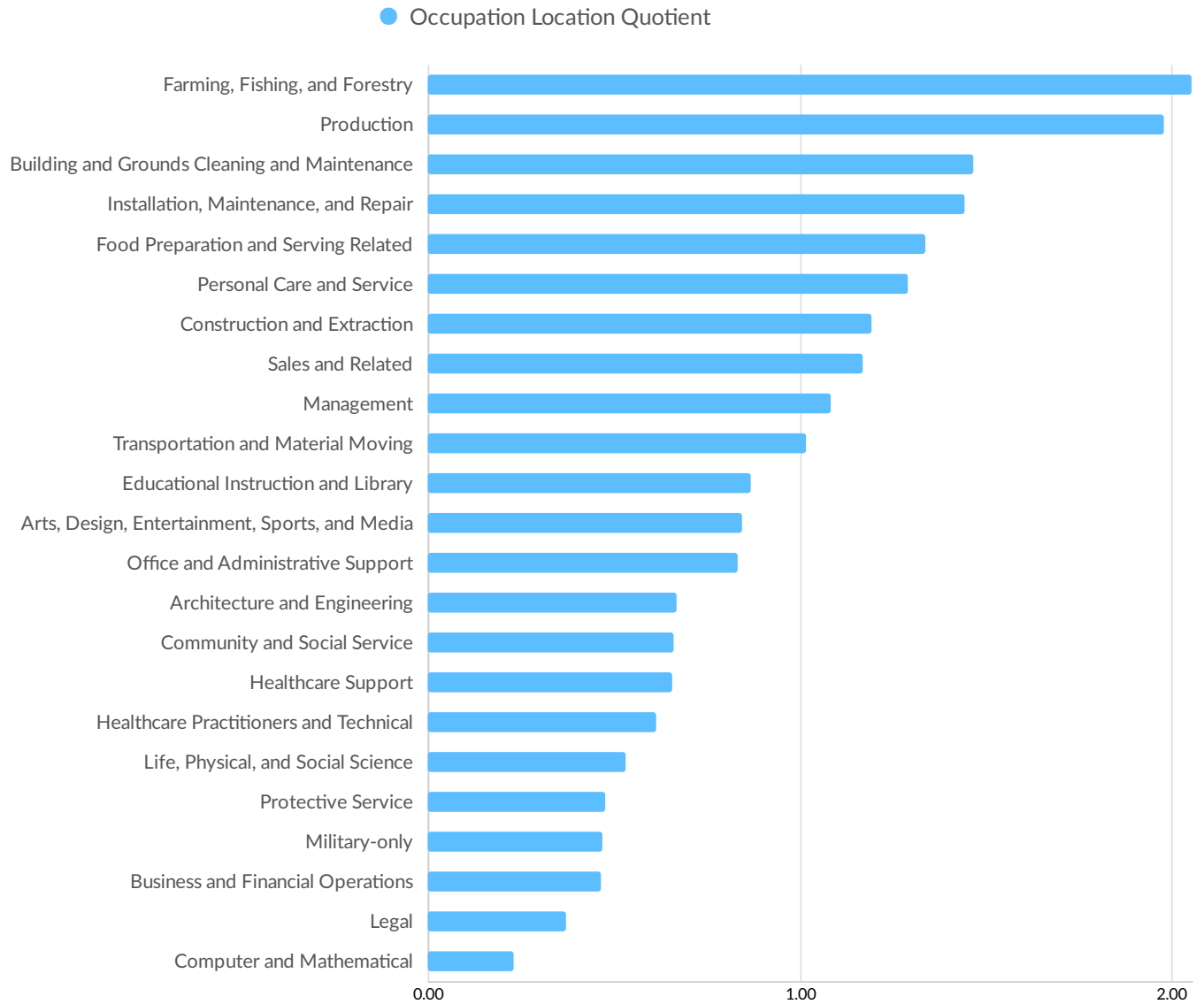
Largest Occupations



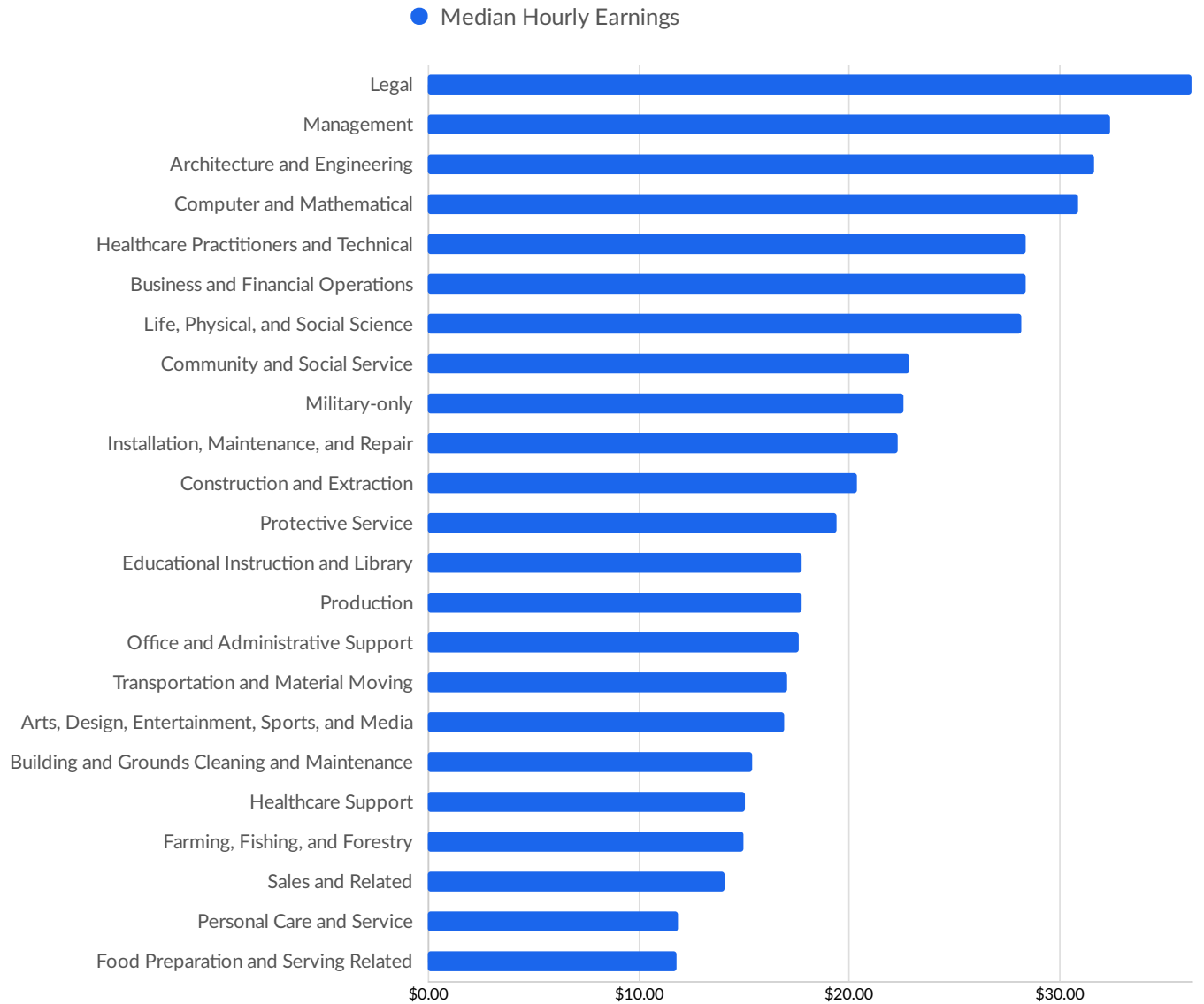
Top Growing Occupations



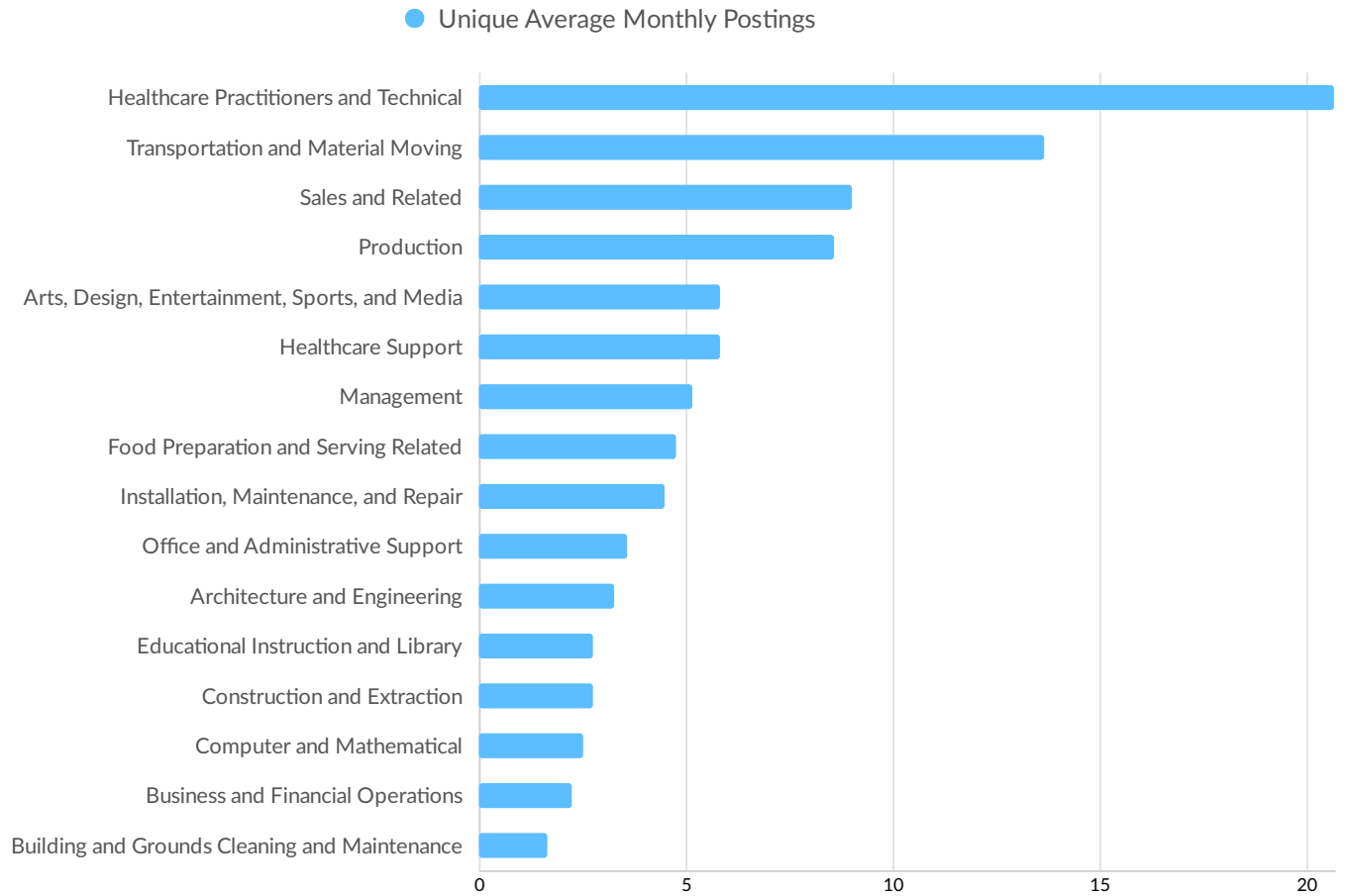
Top Occupation Location Quotient



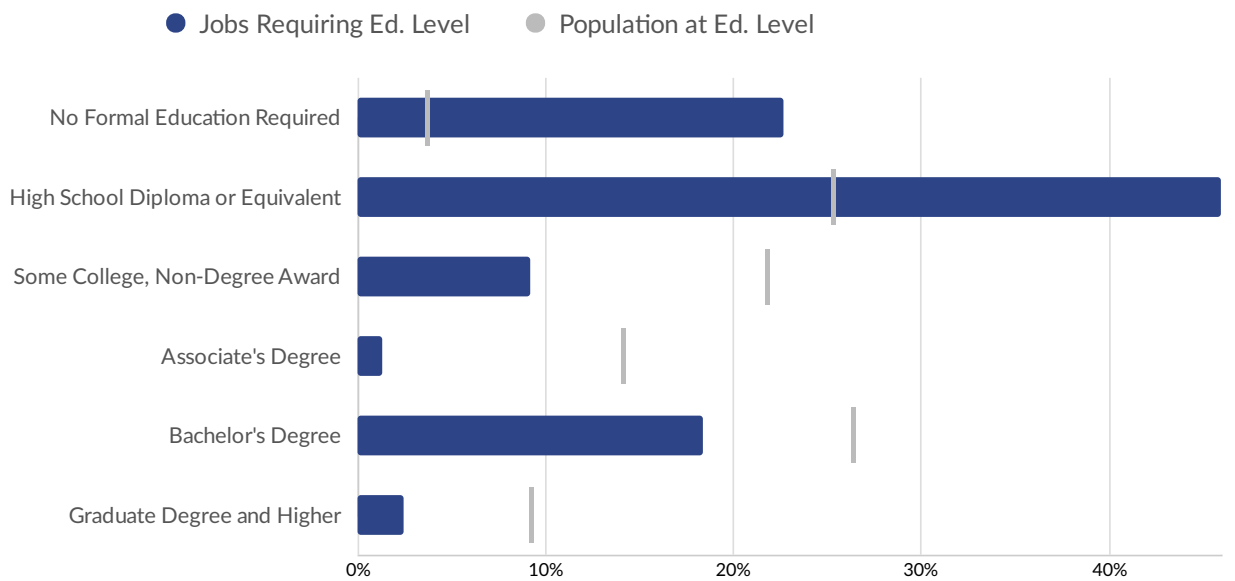
Top Occupation Earnings



Top Posted Occupations




Underemployment



Educational Pipeline

In 2020, there were 5 graduates in Dickinson County, IA. This pipeline has shrunk by 17% over the last 5 years. The highest share of these graduates come from "Cosmetology/Cosmetologist, General", "Agriculture, General", and "Arts, Entertainment, and Media Management, Other".

School	Total Graduates (2020)	Graduate Trend (2016 - 2020)
Faust Institute of Cosmetology-Spirit Lake	5	

- Certificate
- Associate's
- Bachelor's
- Master's or Higher

In-Demand Skills

