

Buena Vista County, IA

Emsi Burning Glass



232 N. Almon St.
Moscow, Idaho 83843

Contents

Report Parameters	1
Economy Overview	2
Unemployment by Demographics	4
Historic & Projected Trends	8
Population Characteristics	12
Inbound and Outbound Migration	14
Industry Characteristics	16
Business Characteristics	21
Workforce Characteristics	23
Educational Pipeline	29
In-Demand Skills	30

Report Parameters

1 County

19021 Buena Vista County, IA

Class of Worker

QCEW Employees, Non-QCEW Employees, and Self-Employed

The information in this report pertains to the chosen geographical area.

Economy Overview

19,772

Population (2020)

Population **decreased by 601** over the last 5 years and is projected to **decrease by 278** over the next 5 years.

12,267

Total Regional Employment

Jobs **decreased by 501** over the last 5 years but are projected to **grow by 381** over the next 5 years.

\$57.1K

Median Household Income (2019)

Median household income is **\$5.7K below** the national median household income of \$62.8K.

Takeaways

- As of 2020 the region's population **declined by 2.9%** since 2015, falling by 601. Population is expected to **decrease by 1.4%** between 2020 and 2025, losing 278.
- From 2015 to 2020, jobs **declined by 3.9%** in Buena Vista County, IA from 12,768 to **12,267**. This change **fell short of the national growth rate of 0.0% by 3.9%**. As the number of jobs declined, the **labor force participation rate increased from 72.9% to 78.8% between 2015 and 2020**.
- Concerning educational attainment, **13.2% of Buena Vista County, IA residents possess a Bachelor's Degree** (6.9% below the national average), and **10.2% hold an Associate's Degree** (1.6% above the national average).
- The top three industries in 2020 are Animal Slaughtering and Processing, Education and Hospitals (Local Government), and Animal Production.

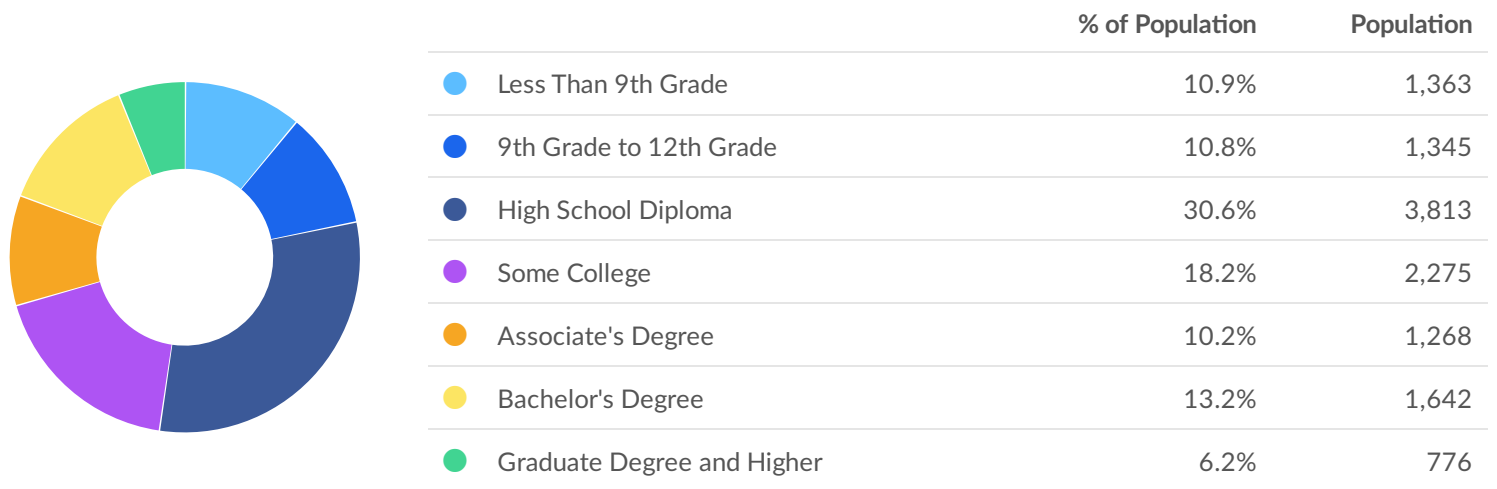
	Population (2020)	Labor Force (2020)	Jobs (2020)	Cost of Living	GRP	Imports	Exports
Region	19,772	11,732	12,267	96.9	\$1.20B	\$2.60B	\$2.73B
State	3,163,561	1,622,135	1,681,592	97.8	\$190.64B	\$211.47B	\$239.68B

Dec 2020 Labor Force Breakdown



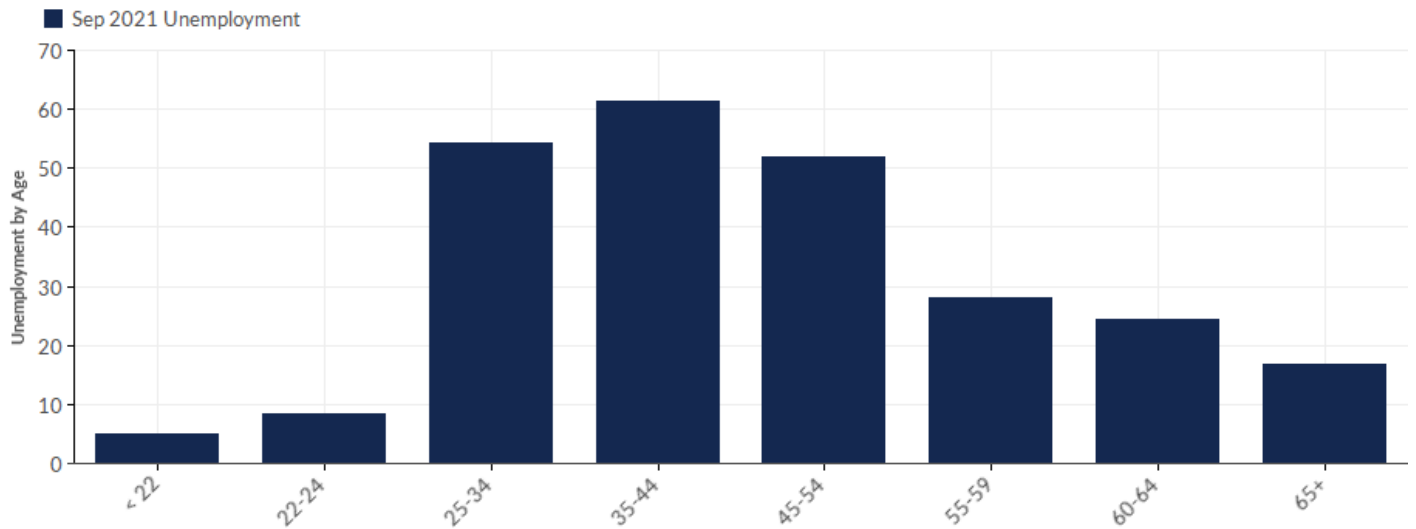
Educational Attainment

Concerning educational attainment, **13.2% of Buena Vista County, IA residents possess a Bachelor's Degree** (6.9% below the national average), and **10.2% hold an Associate's Degree** (1.6% above the national average).



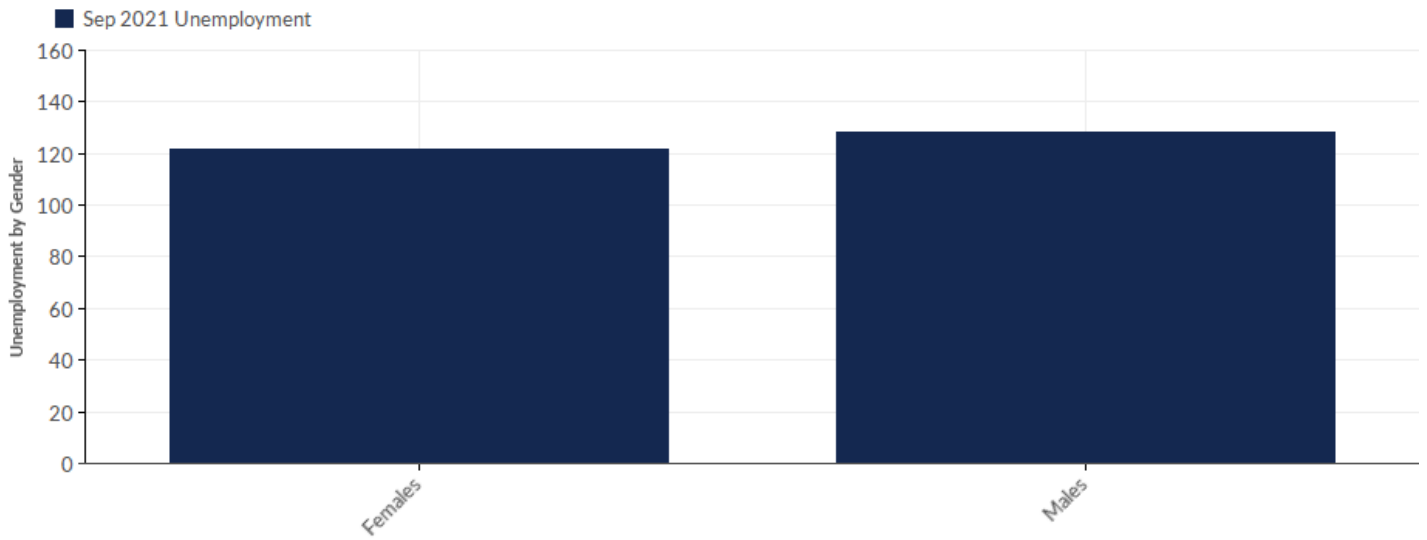
Unemployment by Demographics

Unemployment by Age



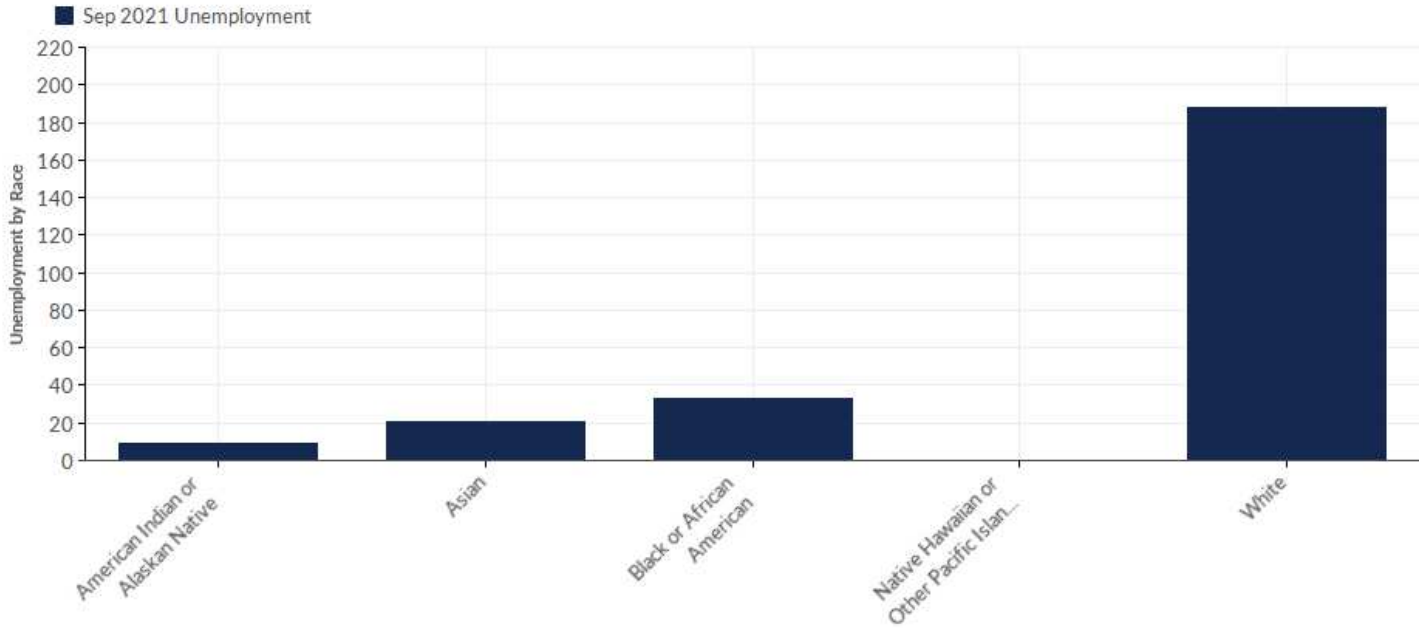
Age	Unemployment (Sep 2021)	% of Cohort
< 22	5	2.00%
22-24	8	3.20%
25-34	54	21.60%
35-44	61	24.40%
45-54	52	20.80%
55-59	28	11.20%
60-64	24	9.60%
65+	17	6.80%
Total	250	100.00%

Unemployment by Gender



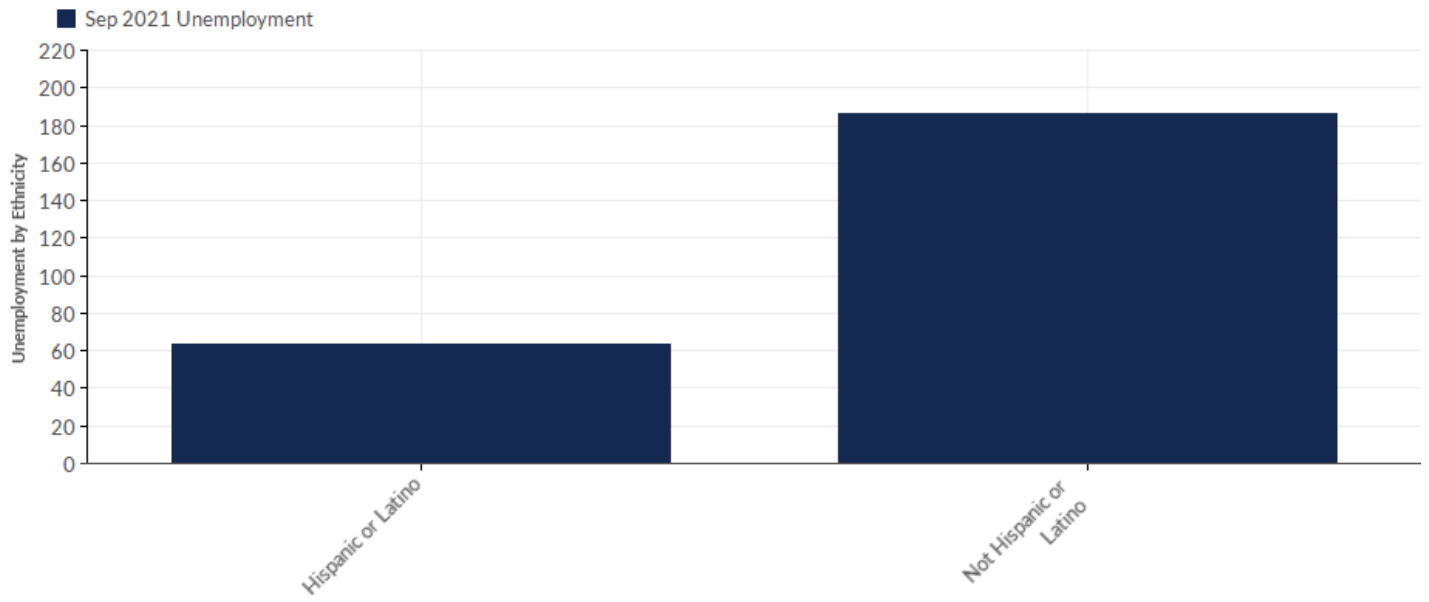
Gender	Unemployment (Sep 2021)	% of Cohort
Females	122	48.80%
Males	128	51.20%
Total	250	100.00%

Unemployment by Race



Race	Unemployment (Sep 2021)	% of Cohort
American Indian or Alaskan Native	9	3.60%
Asian	21	8.40%
Black or African American	33	13.20%
Native Hawaiian or Other Pacific Islander	0	0.00%
White	187	74.80%
Total	250	100.00%

Unemployment by Ethnicity

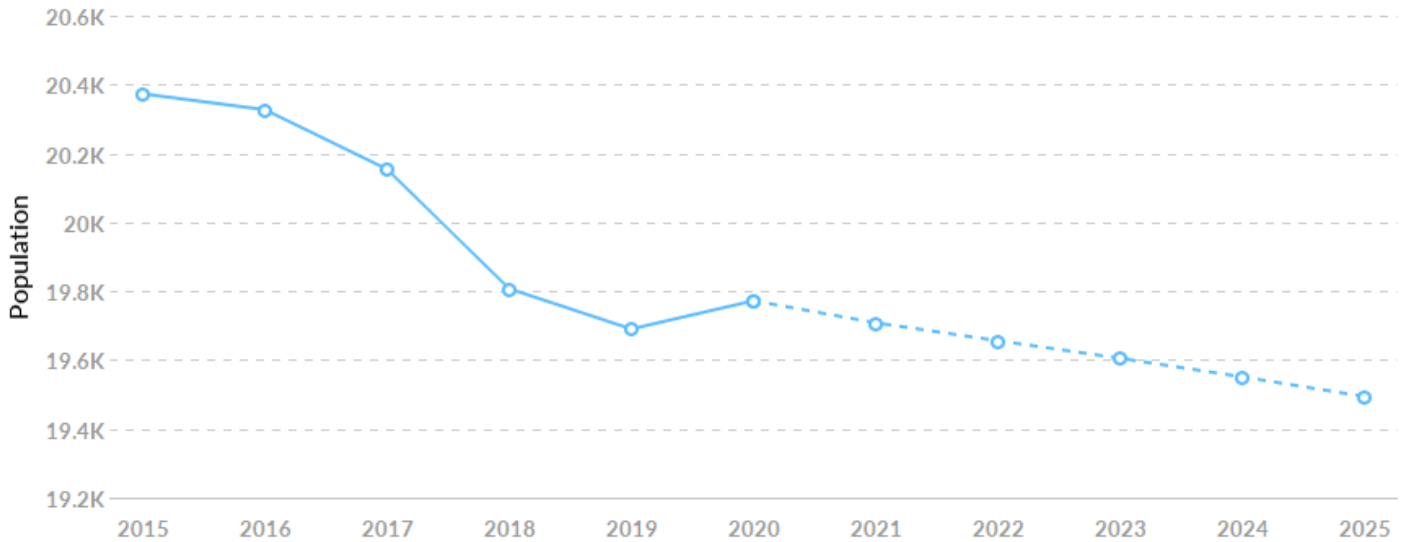


Ethnicity	Unemployment (Sep 2021)	% of Cohort
Hispanic or Latino	63	25.20%
Not Hispanic or Latino	187	74.80%
Total	250	100.00%

Historic & Projected Trends

Population Trends

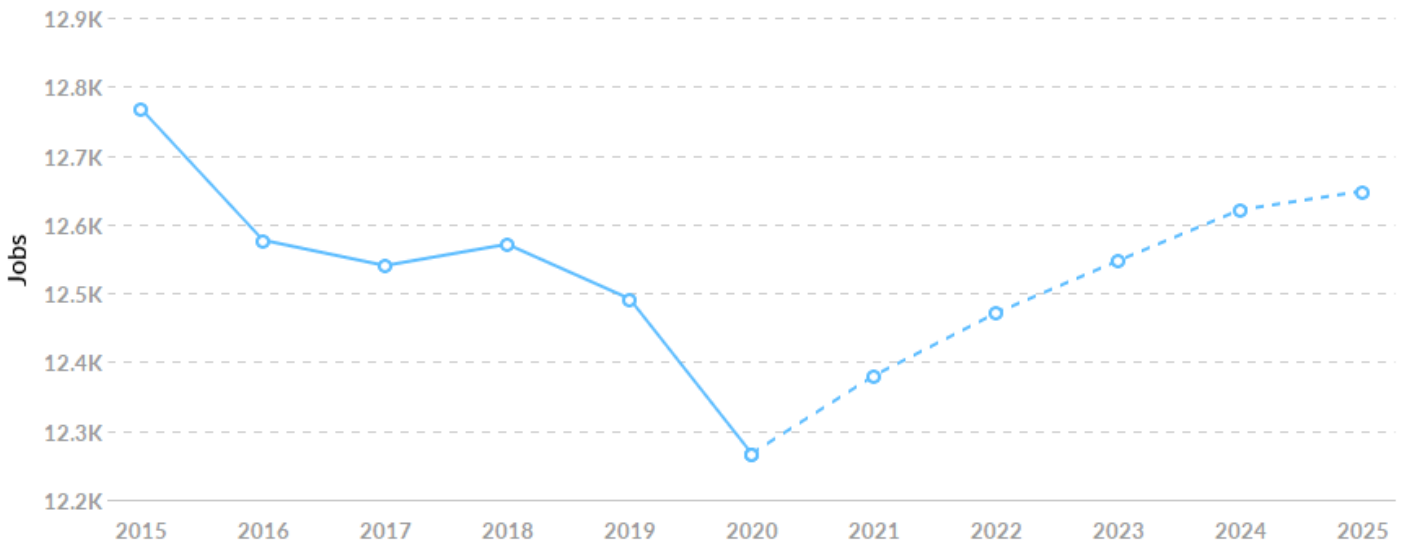
As of 2020 the region's population **declined by 2.9%** since 2015, falling by 601. Population is expected to **decrease by 1.4%** between 2020 and 2025, losing 278.



Timeframe	Population
2015	20,373
2016	20,327
2017	20,154
2018	19,807
2019	19,690
2020	19,772
2021	19,708
2022	19,656
2023	19,605
2024	19,551
2025	19,494

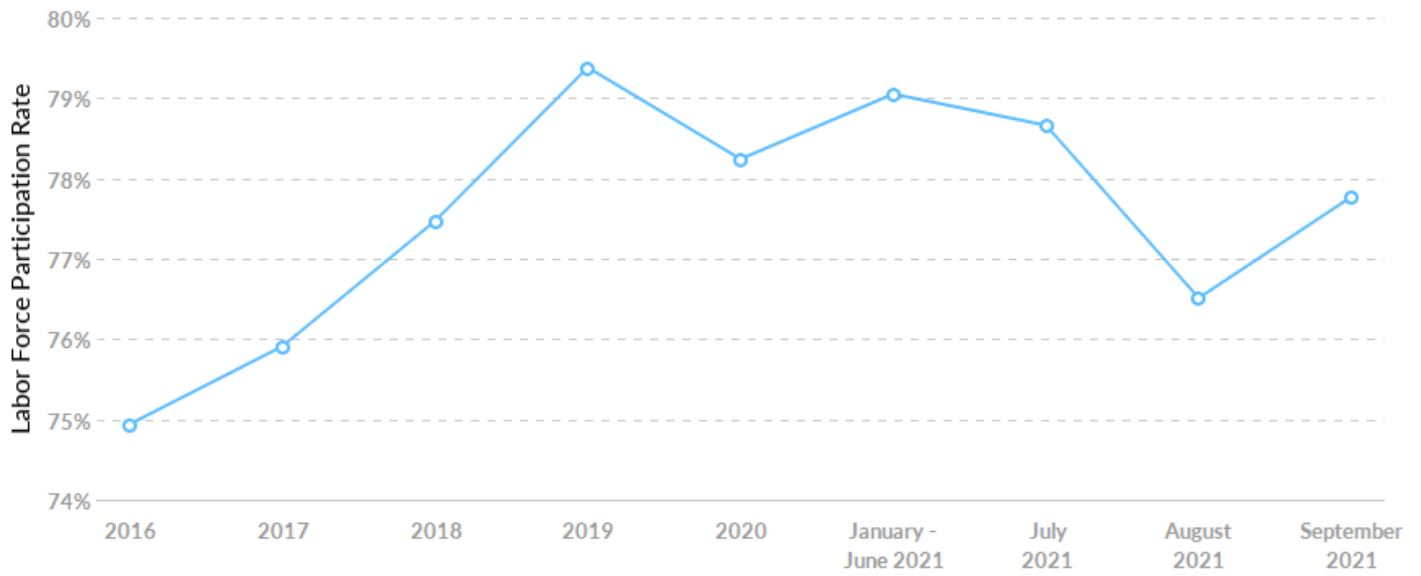
Job Trends

From 2015 to 2020, jobs declined by 3.9% in Buena Vista County, IA from 12,768 to 12,267. This change fell short of the national growth rate of 0.0% by 3.9%.



Timeframe	Jobs
2015	12,768
2016	12,577
2017	12,540
2018	12,571
2019	12,492
2020	12,267
2021	12,380
2022	12,471
2023	12,547
2024	12,621
2025	12,648

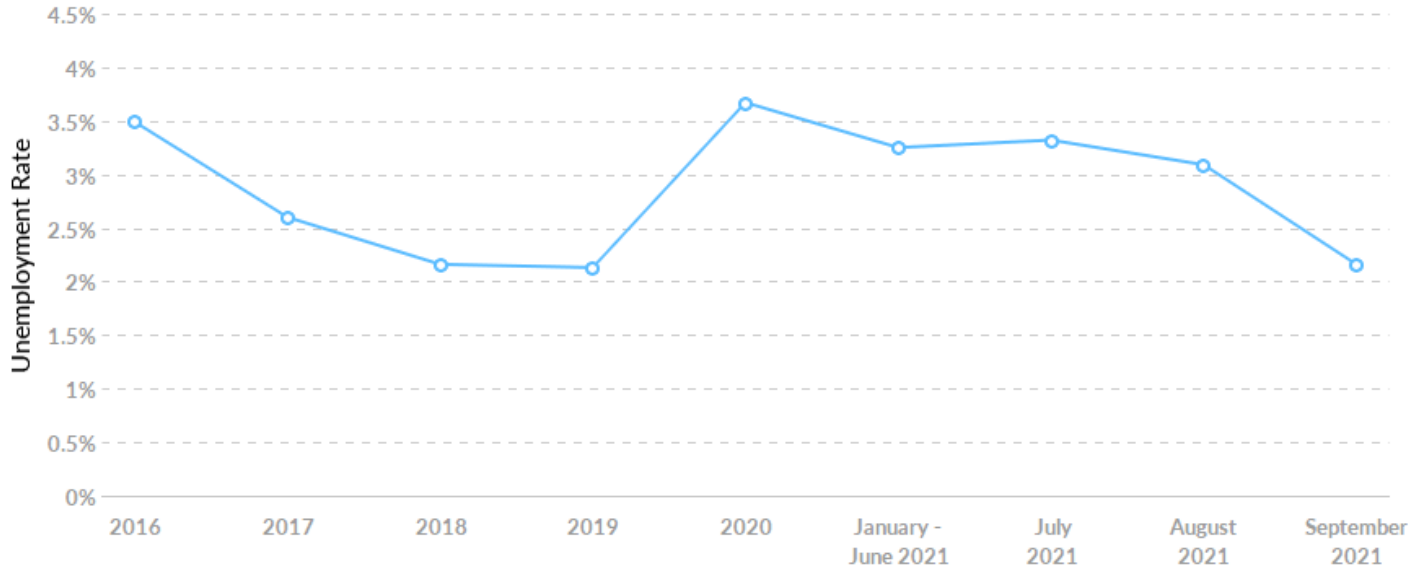
Labor Force Participation Rate Trends



Timeframe	Labor Force Participation Rate
2016	74.94%
2017	75.91%
2018	77.47%
2019	79.38%
2020	78.24%
January - June 2021	79.05%
July 2021	78.66%
August 2021	76.51%
September 2021	77.77%

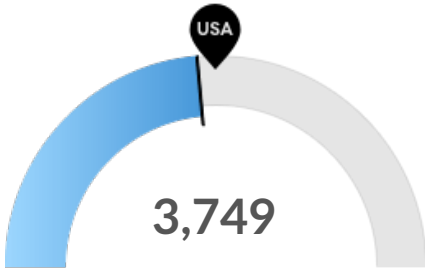
Unemployment Rate Trends

Buena Vista County, IA had a September 2021 unemployment rate of 2.16%, **decreasing from 3.49%** 5 years before.



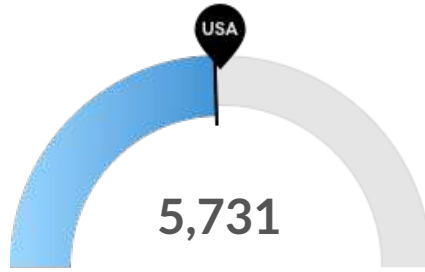
Timeframe	Unemployment Rate
2016	3.49%
2017	2.60%
2018	2.16%
2019	2.13%
2020	3.67%
January - June 2021	3.25%
July 2021	3.32%
August 2021	3.09%
September 2021	2.16%

Population Characteristics



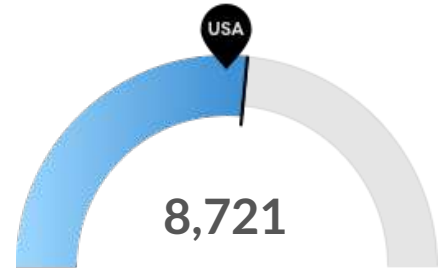
Millennials

Buena Vista County, IA has 3,749 millennials (ages 25-39). The national average for an area this size is 4,074.



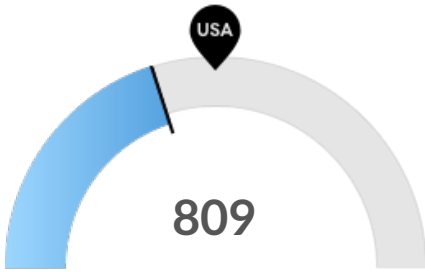
Retiring Soon

Retirement risk is about average in Buena Vista County, IA. The national average for an area this size is 5,885 people 55 or older, while there are 5,731 here.



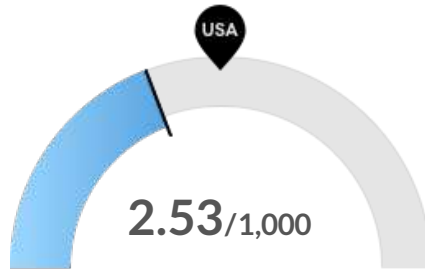
Racial Diversity

Racial diversity is about average in Buena Vista County, IA. The national average for an area this size is 7,964 racially diverse people, while there are 8,721 here.



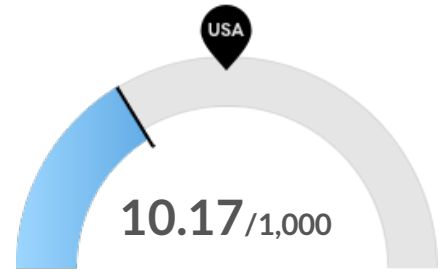
Veterans

Buena Vista County, IA has 809 veterans. The national average for an area this size is 1,093.



Violent Crime

Buena Vista County, IA has 2.53 violent crimes per 1,000 people. The national rate is 3.62 per 1,000 people.

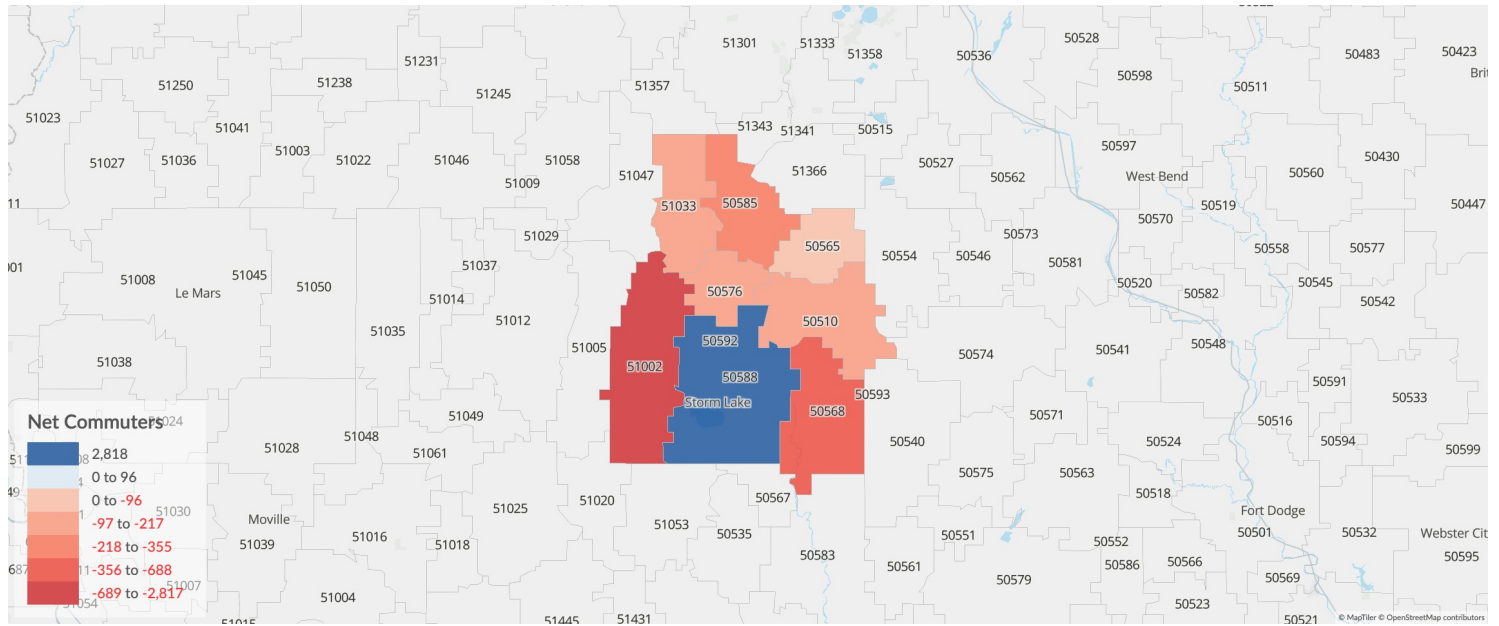


Property Crime

Buena Vista County, IA has 10.17 property crimes per 1,000 people. The national rate is 17.91 per 1,000 people.

Place of Work vs Place of Residence

Understanding where talent in Buena Vista County, IA currently works compared to where talent lives can help you optimize site decisions.



Where Talent Works

ZIP	Name	2020 Employment
50588	Storm Lake, IA (in Buen...	9,320
51002	Alta, IA (in Buena Vista ...	956
50585	Sioux Rapids, IA (in Bue...	573
50510	Albert City, IA (in Buena...	441
50568	Newell, IA (in Buena Vis...	412

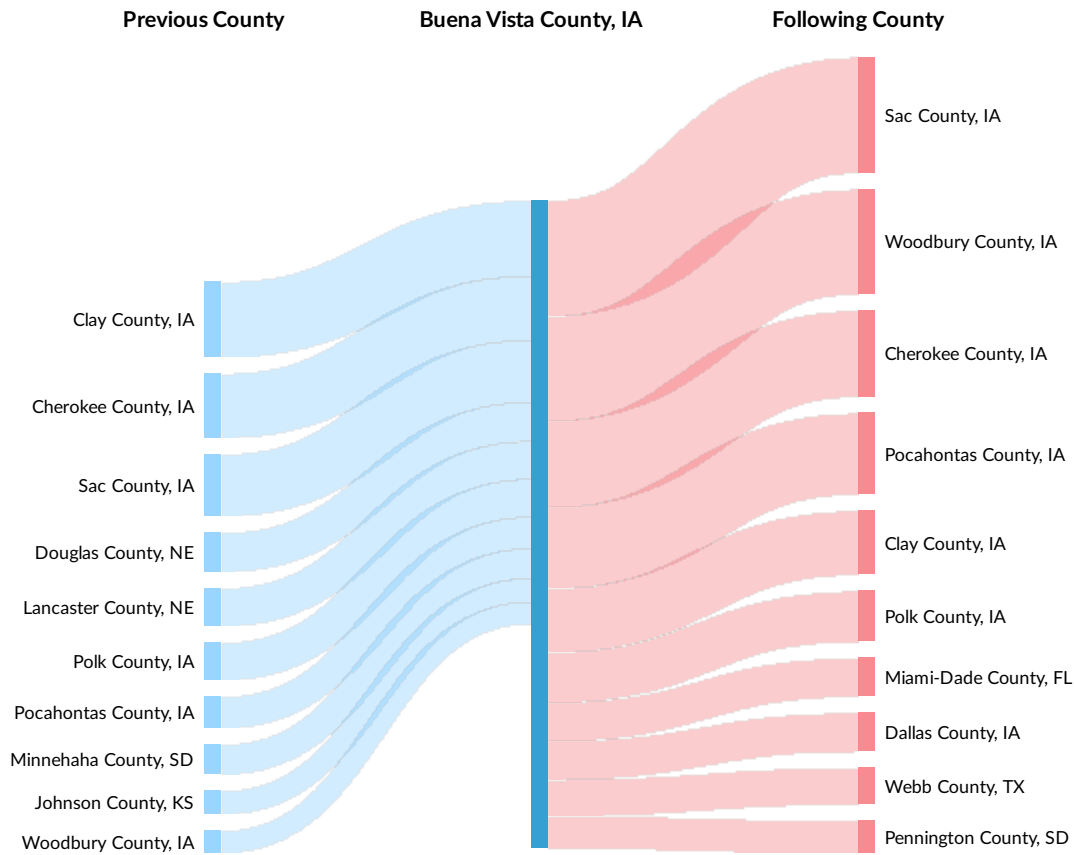
Where Talent Lives

ZIP	Name	2020 Workers
50588	Storm Lake, IA (in Buen...	6,502
51002	Alta, IA (in Buena Vista ...	1,645
50585	Sioux Rapids, IA (in Bue...	792
50568	Newell, IA (in Buena Vis...	768
50510	Albert City, IA (in Buena...	551

Inbound and Outbound Migration

The table below analyzes past and current residents of Buena Vista County, IA. The left column shows residents of other counties migrating to Buena Vista County, IA. The right column shows residents migrating from Buena Vista County, IA to other counties.

As of 2019, 51 people have migrated from Clay County, IA to Buena Vista County, IA. In the same year, 78 people left Buena Vista County, IA migrating to Sac County, IA. The total Net Migration for Buena Vista County, IA in 2018 was -171.

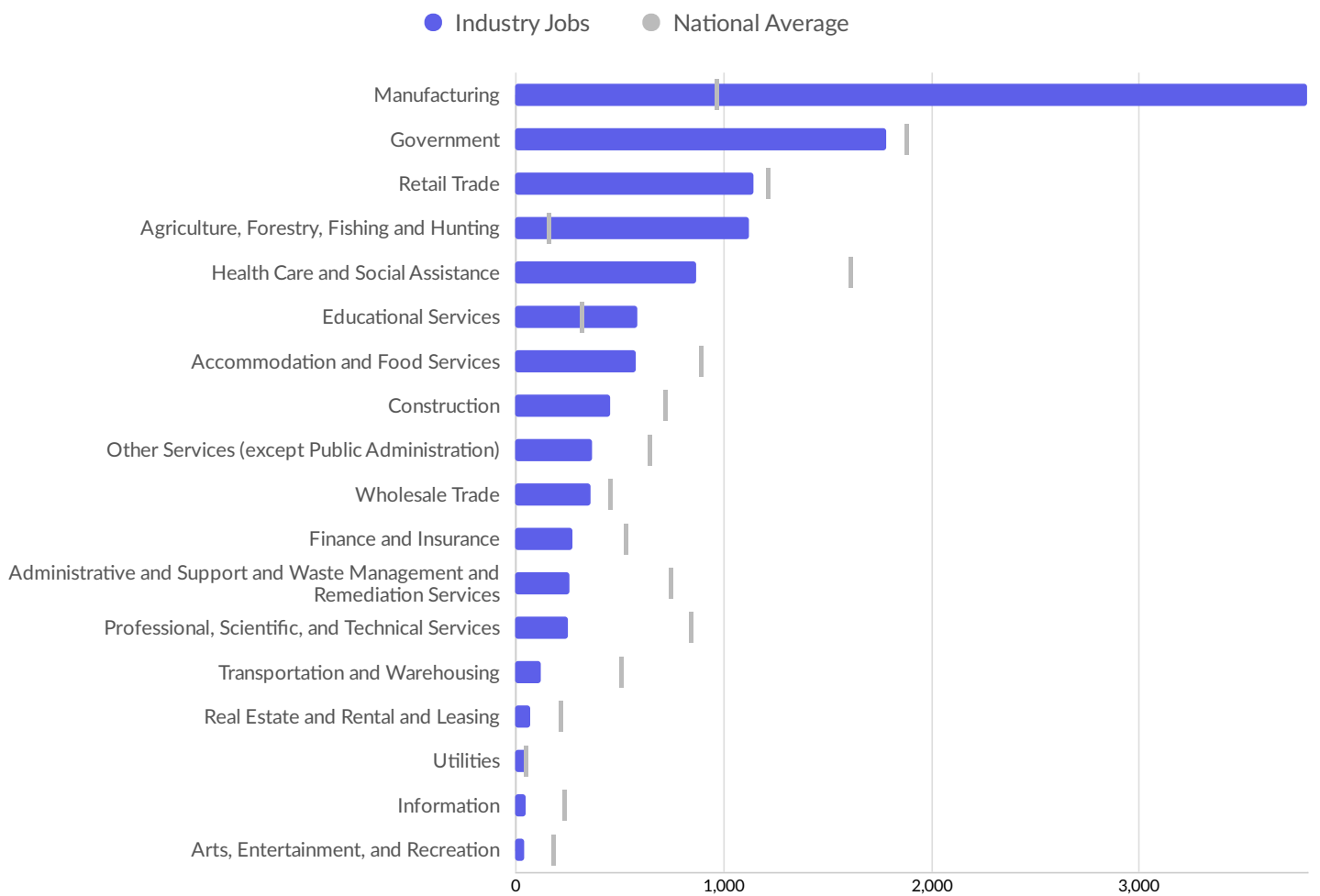


Top Previous Counties	Migrations
Clay County, IA	51
Cherokee County, IA	43
Sac County, IA	42
Douglas County, NE	26
Lancaster County, NE	25
Polk County, IA	25

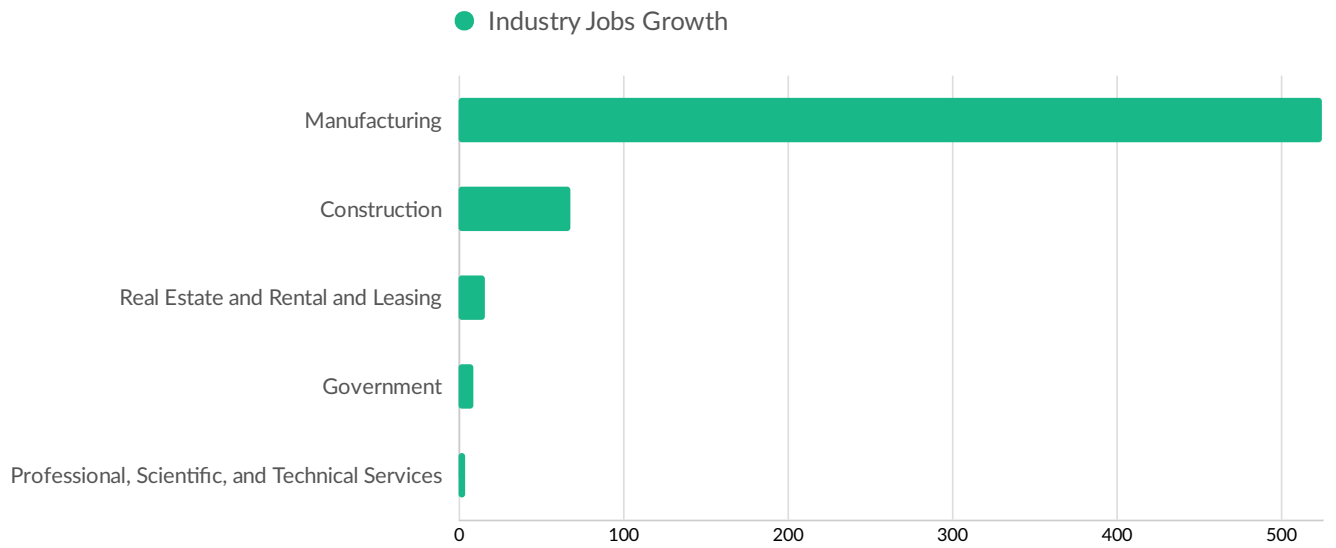
Top Previous Counties	Migrations
Pocahontas County, IA	21
Minnehaha County, SD	20
Johnson County, KS	16
Woodbury County, IA	15
Black Hawk County, IA	15
Scott County, MN	14
Sangamon County, IL	12
St. Louis County, MN	11
Muscatine County, IA	11
Top Following Counties	Migrations
Sac County, IA	78
Woodbury County, IA	70
Cherokee County, IA	58
Pocahontas County, IA	54
Clay County, IA	43
Polk County, IA	34
Miami-Dade County, FL	26
Dallas County, IA	26
Webb County, TX	24
Pennington County, SD	22
Fond du Lac County, WI	22
Douglas County, NE	21
Los Angeles County, CA	20
Warren County, IA	19
Oklahoma County, OK	17

Industry Characteristics

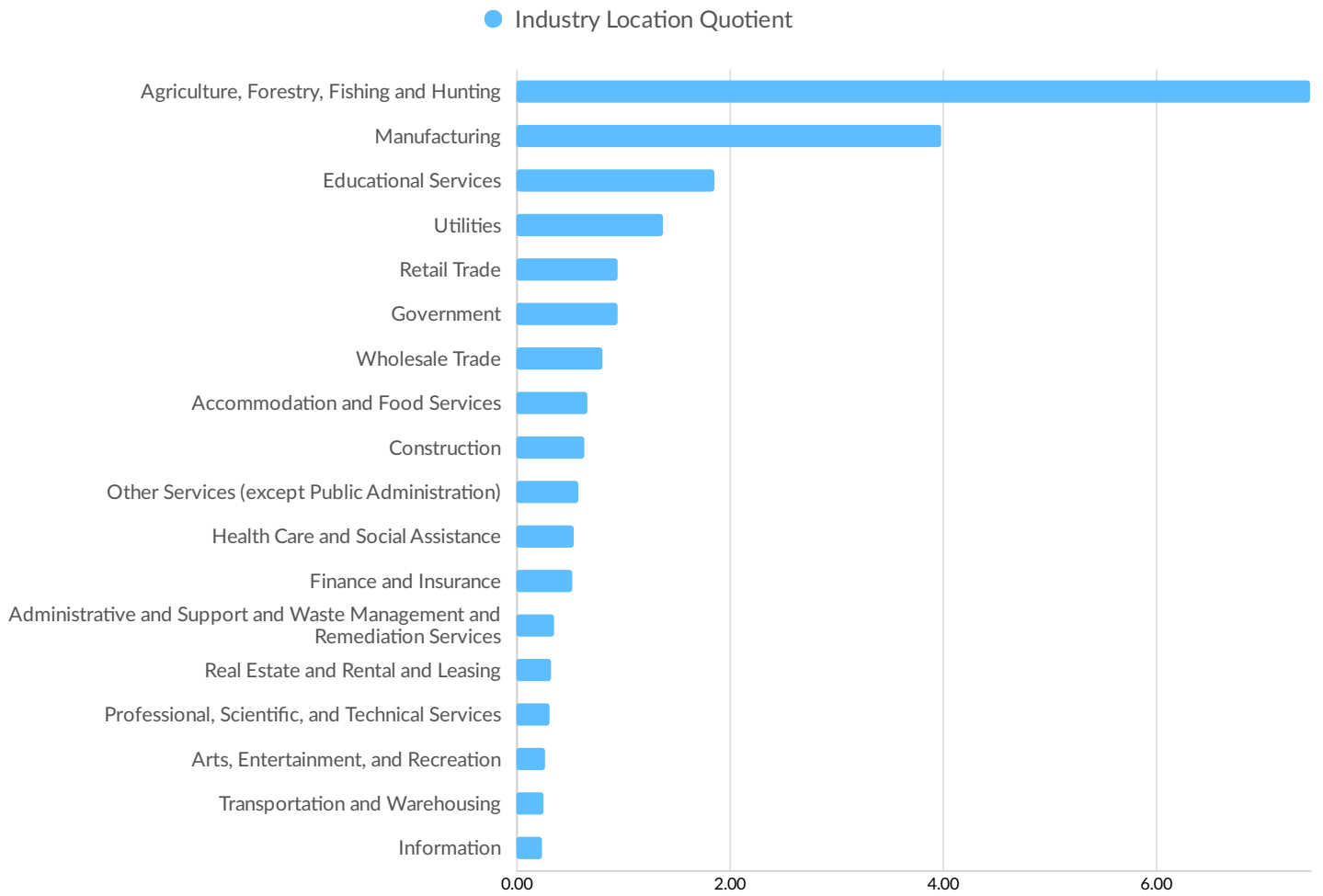
Largest Industries



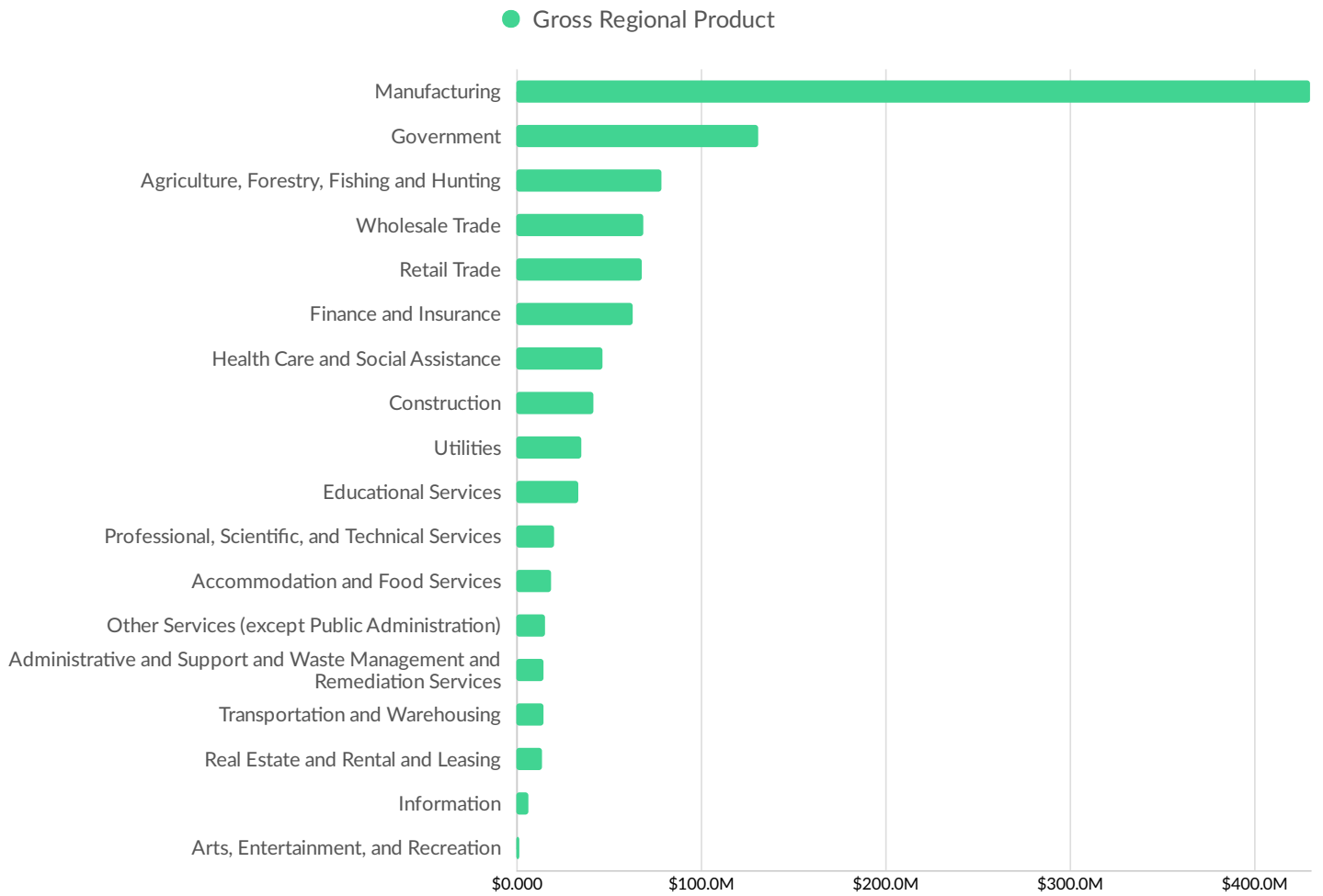
Top Growing Industries



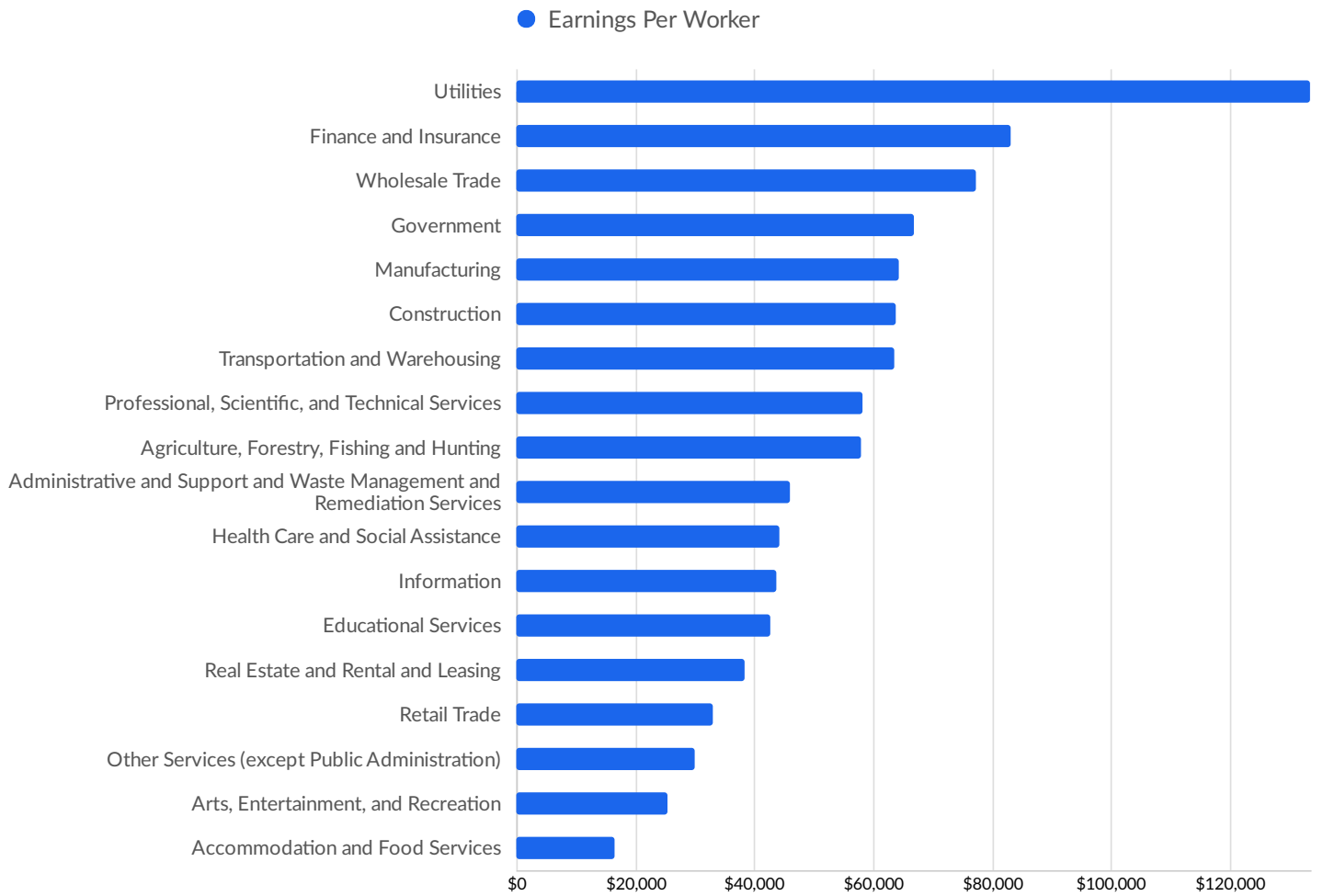
Top Industry Location Quotient



Top Industry GRP























Top Industry Earnings



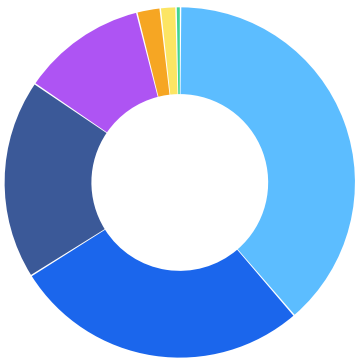
Business Characteristics

1,234 Companies Employ Your Workers

Online profiles for your workers mention 1,234 companies as employers, with the top 10 appearing below. In the last 12 months, 196 companies in Buena Vista County, IA posted job postings, with the top 10 appearing below.

Top Companies	Profiles	Top Companies Posting	Unique Postings
Buena Vista University	224 	Tyson Foods	256 
Tyson Foods	126 	Aventure Staffing	37 
Buena Vista Regional Medical C...	71 	Good Samaritan Society	34 
Abc	43 	Hy-Vee	25 
Rembrandt Foods	33 	UnityPoint Health	23 
Ranco Fertiservice	27 	Walgreens	23 
Sara Lee International	25 	GPAC	19 
AG Partners	22 	Arby's	18 
Walmart	22 	Walmart	15 
UnityPoint Health	17 	Assurance	14 

Business Size

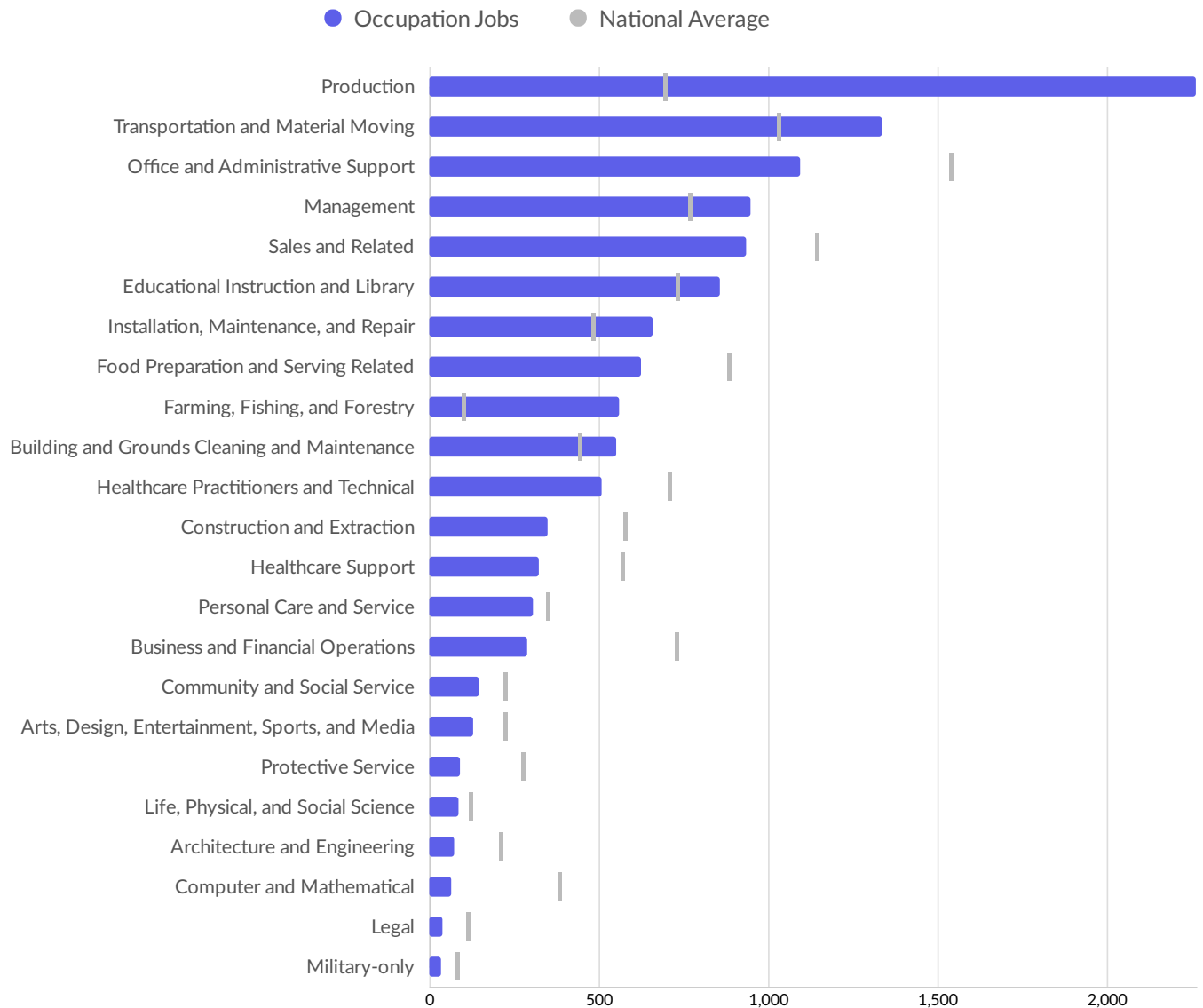


	Percentage	Business Count
1 to 4 employees	38.6%	375
5 to 9 employees	27.4%	266
10 to 19 employees	18.4%	179
20 to 49 employees	11.5%	112
50 to 99 employees	2.2%	21
100 to 249 employees	1.4%	14
250 to 499 employees	0.4%	4

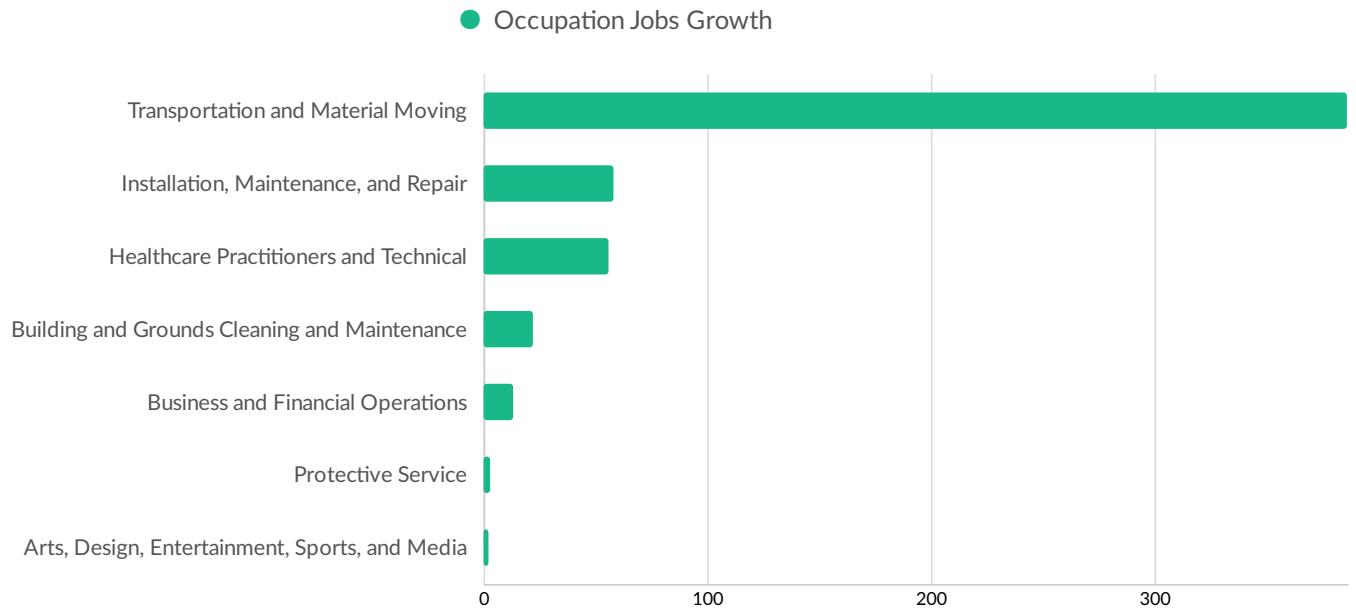
**Business Data by DatabaseUSA.com is third-party data provided by Emsi to its customers as a convenience, and Emsi does not endorse or warrant its accuracy or consistency with other published Emsi data. In most cases, the Business Count will not match total companies with profiles on the summary tab.*

Workforce Characteristics

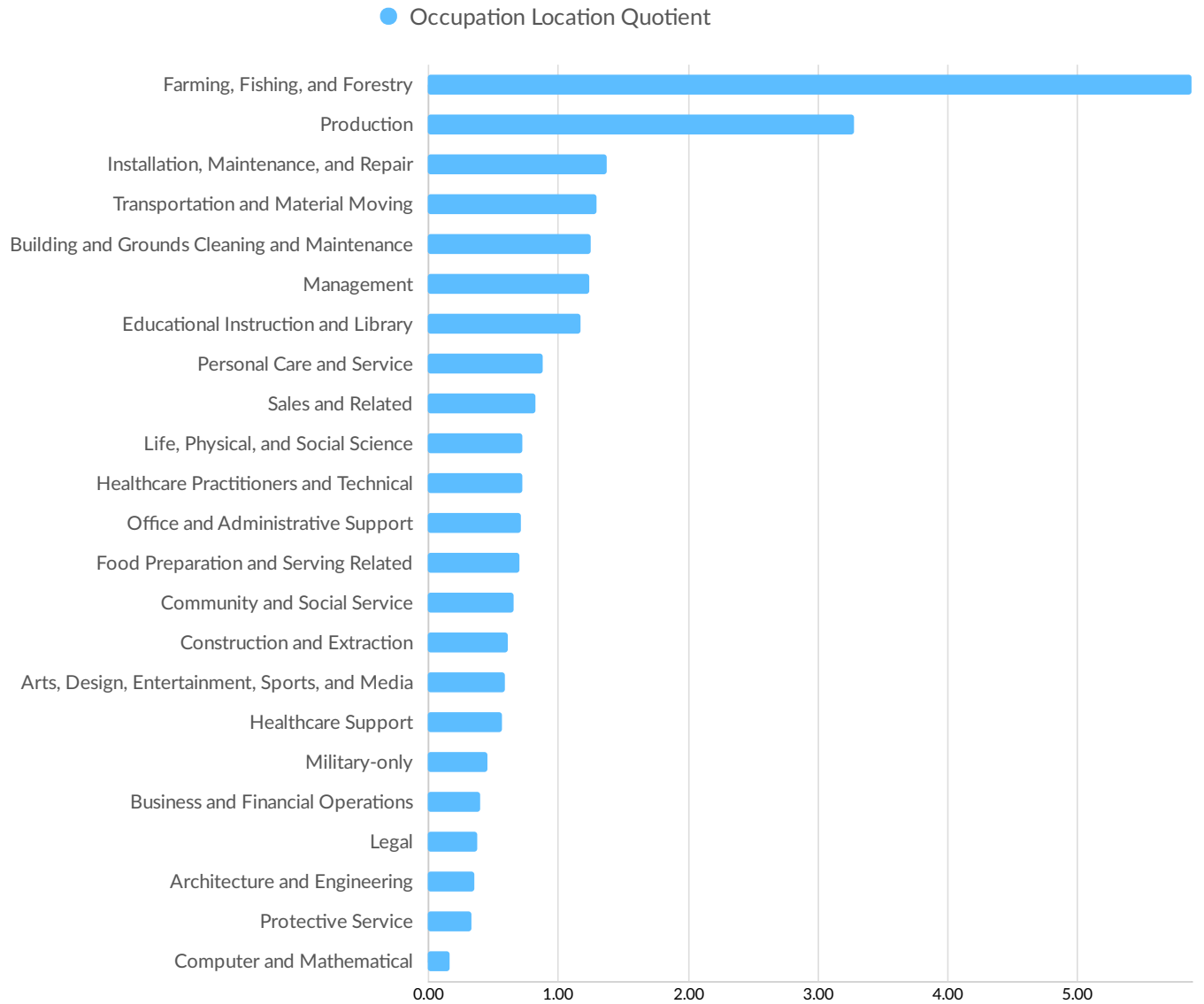
Largest Occupations



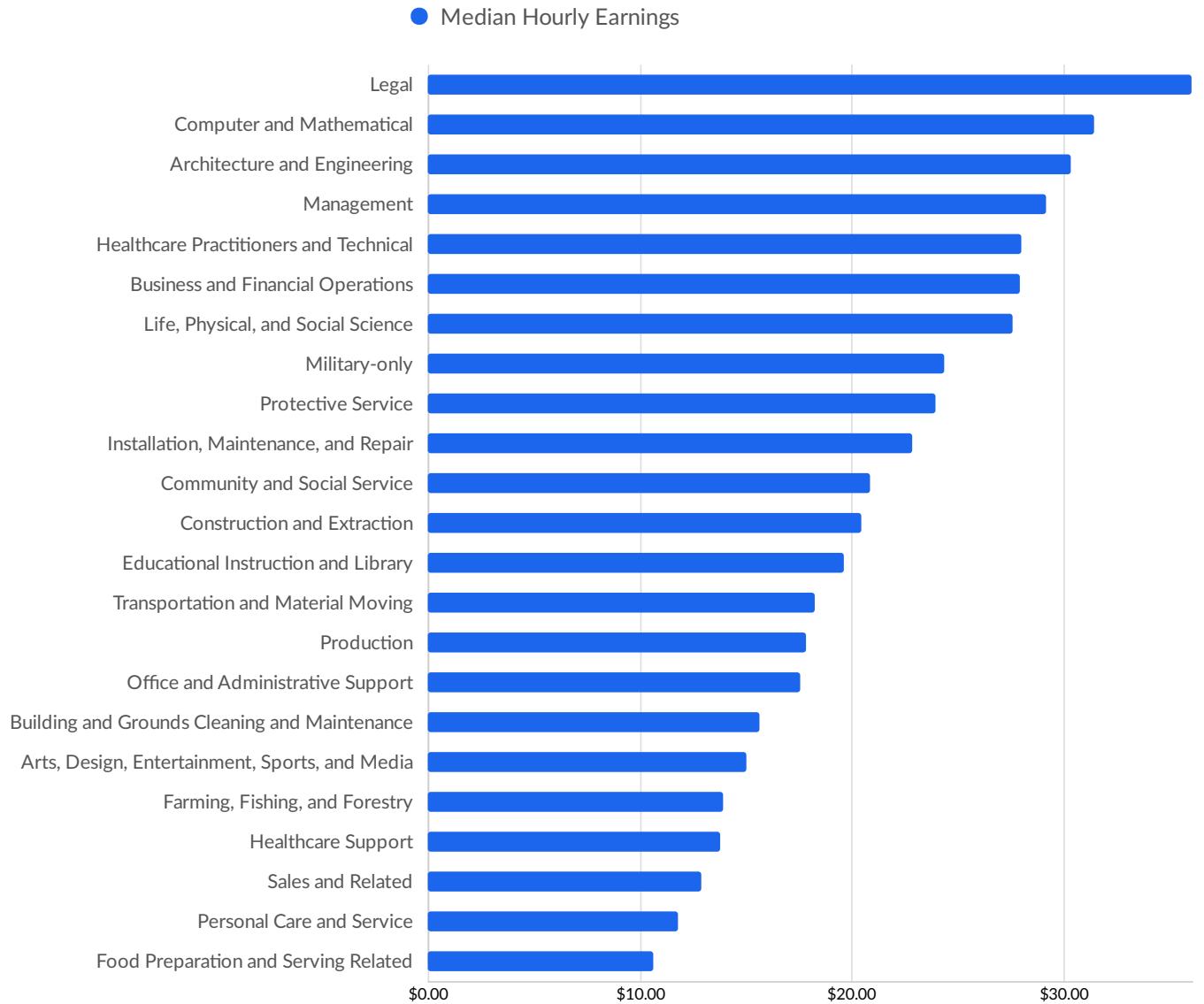
Top Growing Occupations



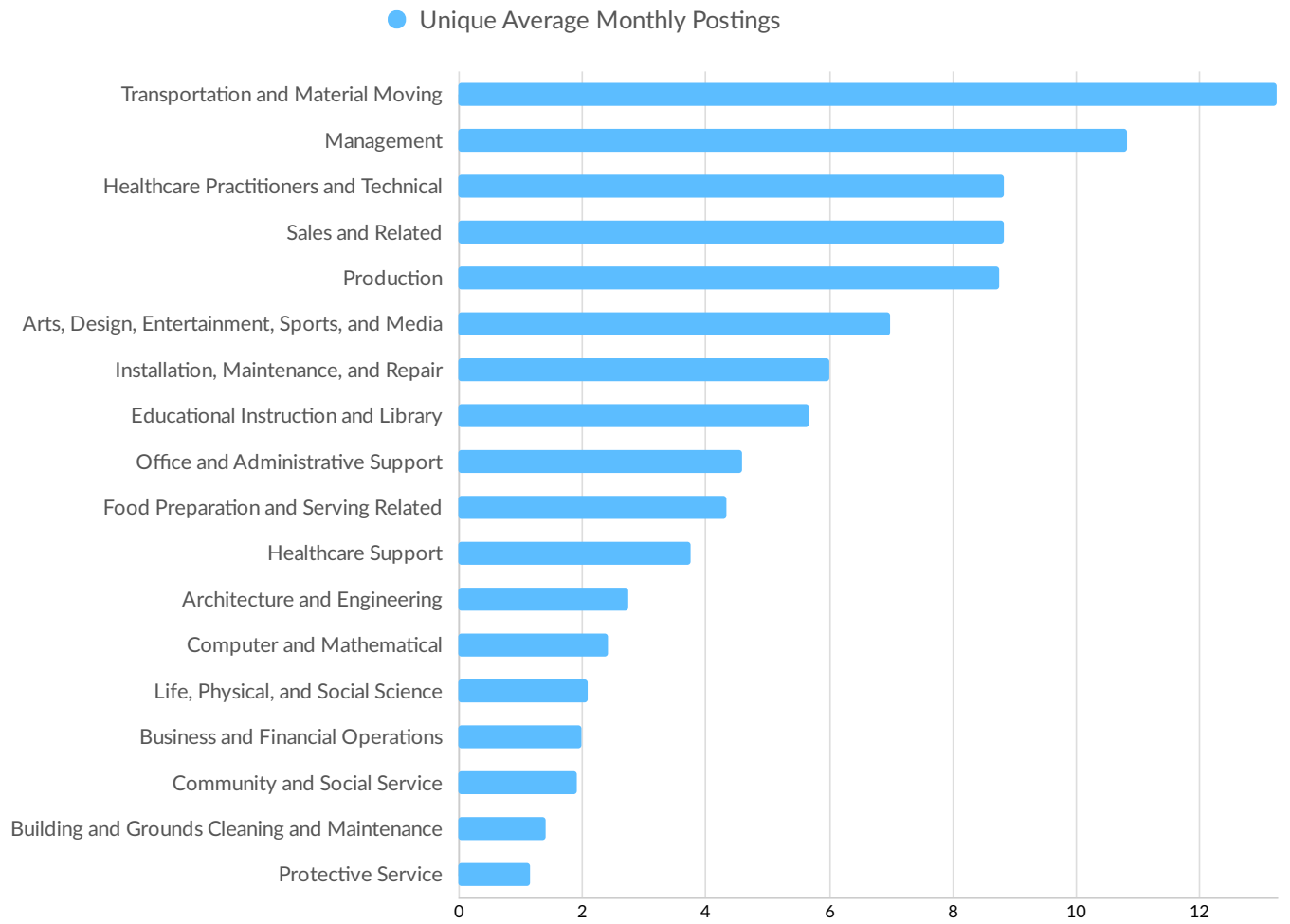
Top Occupation Location Quotient



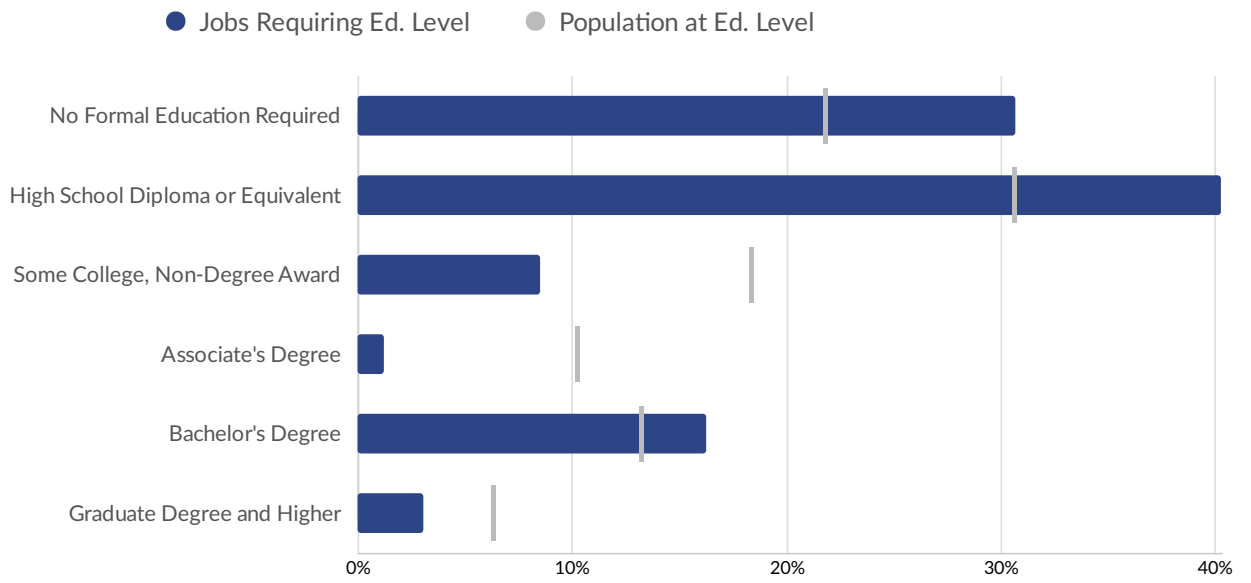
Top Occupation Earnings



Top Posted Occupations







Underemployment



Educational Pipeline

In 2020, there were 659 graduates in Buena Vista County, IA. This pipeline has shrunk by 17% over the last 5 years. The highest share of these graduates come from "Multi-/Interdisciplinary Studies, Other", "Psychology, General", and Elementary Education and Teaching.

School	Total Graduates (2020)	Graduate Trend (2016 - 2020)
Buena Vista University	653 	
Faust Institute of Cosmetology-Storm Lake	6 	

● Certificate
 ● Associate's
 ● Bachelor's
 ● Master's or Higher

In-Demand Skills

