

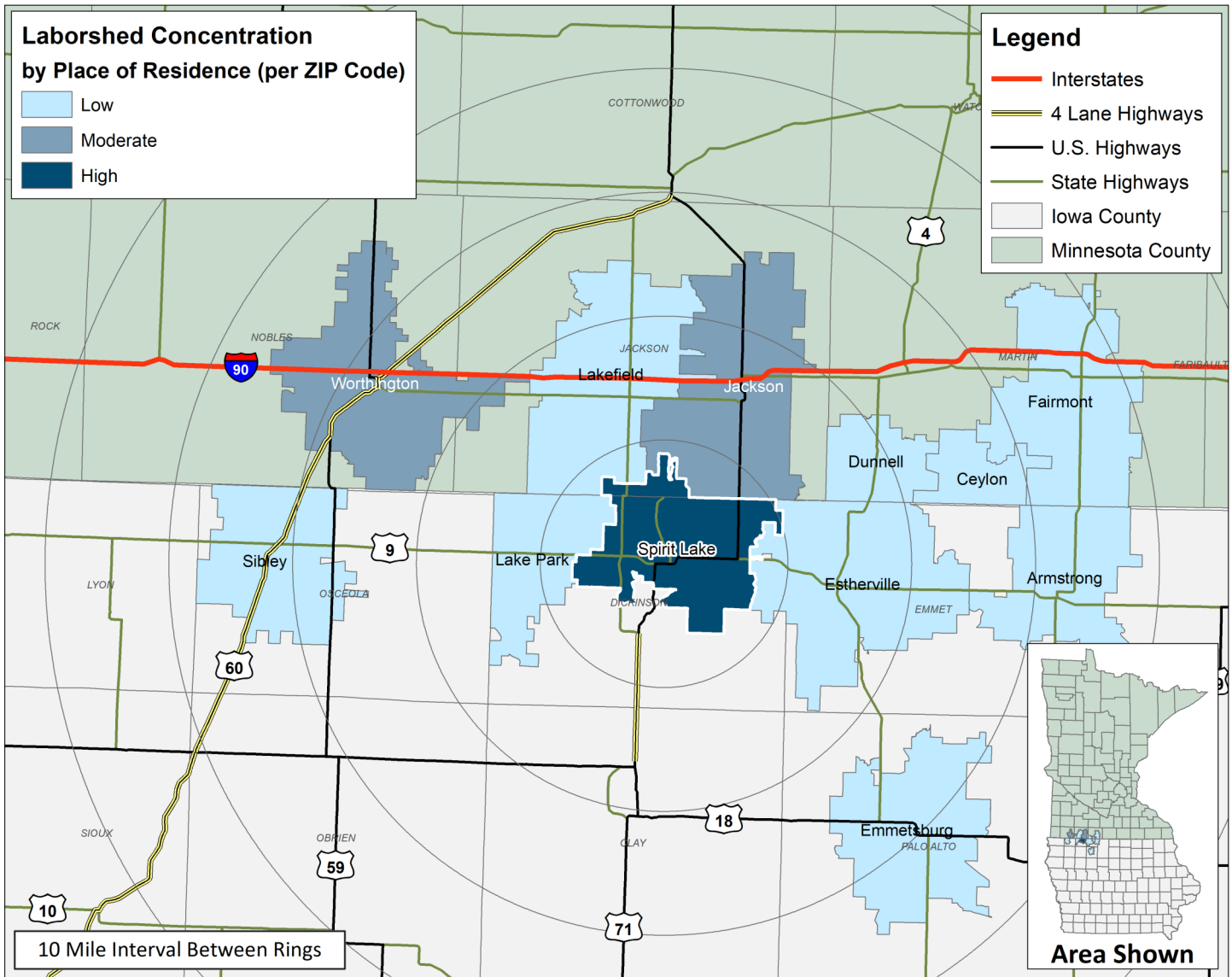
# LABOR CHARACTERISTICS

## BIOTECHNOLOGY



### SPIRIT LAKE, IA LABORSHED AREA

CONCENTRATION OF RESPONDENTS WITHIN THE LABORSHED AREA  
WITH TRANSFERABLE EXPERIENCE/SKILLS BY PLACE OF RESIDENCE



Workers who have transferable experience/skills in the industry are currently commuting an average of 13 miles one way for work. Those who are likely to change/accept employment are willing to commute an average of 34 miles one way for the right employment opportunity.

FOR MORE INFORMATION REGARDING THE SPIRIT LAKE, IA LABORSHED, CONTACT:

Iowa Lakes Corridor Development Corporation  
520 2nd Avenue East, Suite 2  
Spencer, IA 51301

Phone: (712) 264-3474 | E-mail: [info@lakescorridor.com](mailto:info@lakescorridor.com)  
[www.lakescorridor.com](http://www.lakescorridor.com)

# LABOR CHARACTERISTICS



# BIOTECHNOLOGY

## ESTIMATED AVAILABLE LABOR PER OCCUPATIONAL CATEGORY:

- Biological Scientists, All Other - 154
- Buyers and Purchasing Agents, Farm Products - 150
- Dietitians and Nutritionists - 155
- Engineers, All Other - 615
- Environmental Engineering Technicians - 152
- Farmers, Ranchers, and Other Agricultural Managers - 1,689
- Farmworkers and Laborers, Crop, Nursery, and Greenhouse - 307
- First-Line Supervisors of Production and Operating Workers - 308
- Industrial Engineers - 151
- Industrial Production Managers - 460
- Inspectors, Testers, Sorters, Samplers, and Weighers - 157
- Medical and Clinical Laboratory Technicians - 306
- Medical and Clinical Laboratory Technologists - 305
- Soil and Plant Scientists - 153
- Veterinary Technologists and Technicians - 156

AN ESTIMATED TOTAL OF **5,218** PEOPLE IN THE LABORSHED AREA


## UNDEREMPLOYMENT (ESTIMATED):

- Low hours - 0.0%
- Low income - 2.9% (19)
- Mismatch of skills - 2.9% (19)
- Total - 5.9% (39)


*(Individuals counted only once when estimating Total Underemployment.)*



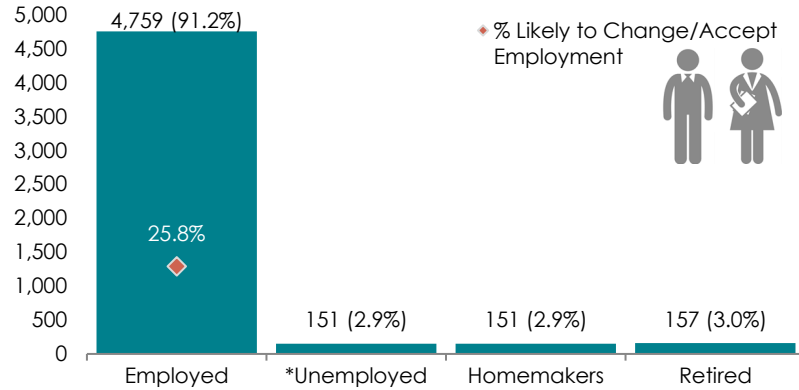
## CURRENT BENEFITS:



## DESIRED BENEFITS:



## ESTIMATED TOTAL BY EMPLOYMENT STATUS (PERCENTAGE):



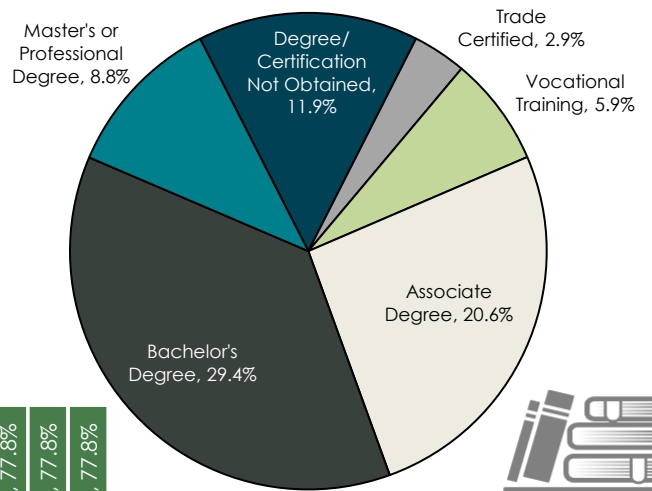
\*Employment status is self-identified by the survey respondent. The unemployment percentage does not reflect the unemployment rate published by the U.S. Bureau of Labor Statistics, which applies a stricter definition.

## EMPLOYMENT STATS:

- 58.8% paid an annual salary
- 91.2% are/were employed full-time
- 8.8% are/were employed part-time
- 38.7% are/were self-employed
- 29.0% hold two or more jobs
- Currently working an average of 50 hours/week

## EDUCATIONAL LEVEL:

(79.5% HAVE AN EDUCATION BEYOND HIGH SCHOOL)



## TOP JOB SEARCH RESOURCES:

*(For those seeking employment opportunities, by use.)*

- Internet - 75.8%
  - [www.indeed.com](http://www.indeed.com)
  - [www.linkedin.com](http://www.linkedin.com)
  - [www.glassdoor.com](http://www.glassdoor.com)
  - [www.iowaworks.gov](http://www.iowaworks.gov)
  - Company/organization website
- Networking through friends, family or acquaintances - 60.6%
- Private Employment Services - 24.2%
- IowaWORKS Centers - 21.2%



# LABOR CHARACTERISTICS



# BIOTECHNOLOGY

OCCUPATION	OCCUPATIONAL CODE	MEAN WAGE	ENTRY WAGE	EXPERIENCED WAGE	MEDIAN WAGE	MEAN ANNUAL SALARY
Agricultural Inspectors	45-2011	\$27.39	\$21.38	\$30.39	\$29.42	\$56,963
Conservation Scientists	19-1031	\$26.32	\$18.79	\$30.08	\$25.43	\$54,746
Dietitians and Nutritionists	29-1031	\$28.79	\$21.55	\$32.41	\$27.00	\$59,892
First-Line Supervisors of Production and Operating Workers	51-1011	\$32.61	\$21.05	\$38.38	\$30.19	\$67,823
Industrial Engineers	17-2112	\$39.89	\$32.53	\$43.56	\$39.36	\$82,964
Industrial Production Managers	11-3051	\$48.92	\$33.40	\$56.68	\$44.92	\$101,761
Inspectors, Testers, Sorters, Samplers, and Weighers	51-9061	\$18.99	\$16.77	\$20.10	\$18.58	\$39,503
Water and Wastewater Treatment Plant and System Operators	51-8031	\$24.43	\$22.25	\$25.52	\$24.01	\$50,816

The 2021 Iowa Wage data for the Spirit Lake, IA Laborshed area was produced by the Labor Force & Occupational Analysis Bureau to provide communities local information on wages by occupation. The source of the wage and employment data is based on the May 2020 OES estimates. Additional occupational wage and employment data can be found at [www.iowalmi.gov/laborshed](http://www.iowalmi.gov/laborshed).

