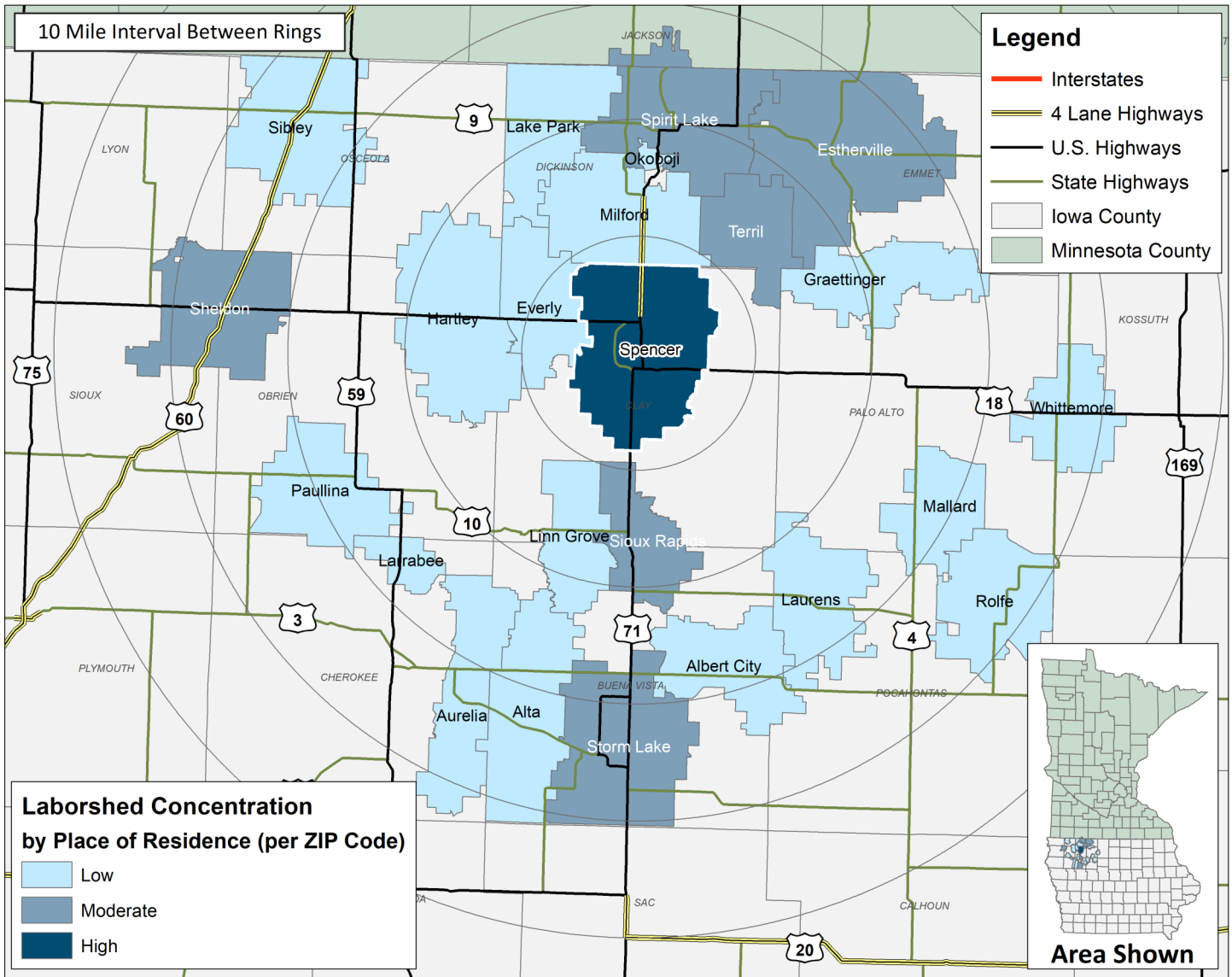


LABOR CHARACTERISTICS

ADVANCED MANUFACTURING

SPENCER, IA LABORSHED AREA

CONCENTRATION OF RESPONDENTS WITHIN THE LABORSHED AREA
WITH TRANSFERABLE EXPERIENCE/SKILLS BY PLACE OF RESIDENCE



Workers who have transferable experience/skills in the industry are currently commuting an average of 15 miles one way for work. Those who are likely to change/accept employment are willing to commute an average of 24 miles one way for the right employment opportunity.

FOR MORE INFORMATION REGARDING THE SPENCER, IA LABORSHED, CONTACT:

Iowa Lakes Corridor Development Corporation
520 2nd Avenue East, Suite 2
Spencer, IA 51301

Phone: (712) 264-3474 | E-mail: info@lakescorridor.com
www.lakescorridor.com

LABOR CHARACTERISTICS



ADVANCED MANUFACTURING

ESTIMATED AVAILABLE LABOR PER OCCUPATIONAL CATEGORY:

- Electricians - 442
- Engineers, All Other - 441
- Extruding, Forming, Pressing, and Compacting Machine Setters, Operators, and Tenders - 150
- First-Line Supervisors of Mechanics, Installers, and Repairers - 590
- First-Line Supervisors of Production and Operating Workers - 443
- Heavy and Tractor-Trailer Truck Drivers - 2,067
- Industrial Engineering Technicians - 145
- Industrial Engineers - 294
- Industrial Truck and Tractor Operators - 151
- Inspectors, Testers, Sorters, Samplers, and Weighers - 295
- Installation, Maintenance, and Repair Workers, All Other - 738
- Laborers and Freight, Stock, and Material Movers, Hand - 886
- Light Truck or Delivery Services Drivers - 591
- Machinists - 146
- Multiple Machine Tool Setters, Operators, and Tenders, Metal and Plastic - 445
- Plating and Coating Machine Setters, Operators, and Tenders, Metal and Plastic - 148
- Production Workers, All Other - 1,032
- Team Assemblers - 444
- Water and Wastewater Treatment Plant and System Operators - 149
- Welders, Cutters, Solderers, and Brazers - 147


AN ESTIMATED TOTAL OF **9,744** PEOPLE IN THE LABORSHED AREA

UNDEREMPLOYMENT (ESTIMATED):

- Low hours - 0.0%
- Mismatch of skills - 12.1% (155)
- Low income - 0.0%
- Total - 12.1% (155)

(Individuals counted only once when estimating Total Underemployment.)

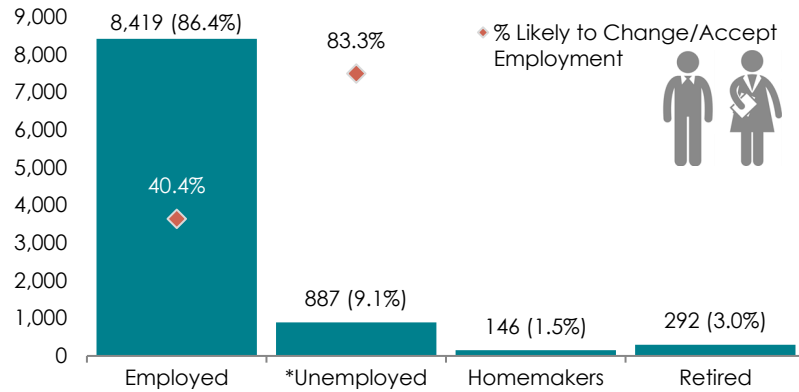
CURRENT BENEFITS:



DESIRED BENEFITS:



ESTIMATED TOTAL BY EMPLOYMENT STATUS (PERCENTAGE):



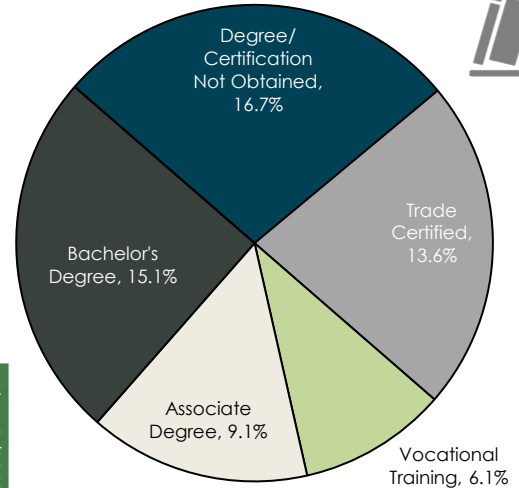
**Employment status is self-identified by the survey respondent. The unemployment percentage does not reflect the unemployment rate published by the U.S. Bureau of Labor Statistics, which applies a stricter definition.*

EMPLOYMENT STATS:

- 75.4% paid an hourly wage
- 95.5% are/were employed full-time
- 4.5% are/were employed part-time
- 12.3% are/were self-employed
- 17.5% hold two or more jobs
- Currently working an average of 49 hours/week

EDUCATIONAL LEVEL:

(60.6% HAVE AN EDUCATION BEYOND HIGH SCHOOL)



TOP JOB SEARCH RESOURCES:

(For those seeking employment opportunities, by use.)

- Internet - 71.2%
 - www.indeed.com
 - www.iowaworks.gov
 - www.facebook.com
- Newspapers - 42.4%
- Networking through friends, family or acquaintances - 40.9%
- IowaWORKS Centers - 31.8%



LABOR CHARACTERISTICS



ADVANCED MANUFACTURING

OCCUPATION	OCCUPATIONAL CODE	MEAN WAGE	ENTRY WAGE	EXPERIENCED WAGE	MEDIAN WAGE	MEAN ANNUAL SALARY
Architectural and Engineering Managers	11-9041	\$46.35	\$27.98	\$55.54	\$40.28	\$96,417
Bus and Truck Mechanics and Diesel Engine Specialists	49-3031	\$22.60	\$19.73	\$24.03	\$22.54	\$47,009
Cutting, Punching, and Press Machine Setters, Operators, and Tenders, Metal and Plastic	51-4031	\$17.48	\$13.70	\$19.37	\$17.14	\$36,362
Electrical and Electronics Repairers, Commercial and Industrial Equipment	49-2094	\$29.60	\$26.70	\$31.04	\$29.35	\$61,559
Electricians	47-2111	\$24.84	\$18.63	\$27.95	\$23.98	\$51,674
Engineers, All Other	17-2199	\$31.25	\$18.88	\$37.44	\$34.14	\$65,010
First-Line Supervisors of Mechanics, Installers, and Repairers	49-1011	\$26.57	\$17.53	\$31.09	\$20.23	\$55,261
First-Line Supervisors of Production and Operating Workers	51-1011	\$30.33	\$20.44	\$35.28	\$28.73	\$63,084
Heavy and Tractor-Trailer Truck Drivers	53-3032	\$21.82	\$16.80	\$24.33	\$20.95	\$45,389
Industrial Engineering Technicians	17-3026	\$25.71	\$19.72	\$28.70	\$23.56	\$53,467
Industrial Engineers	17-2112	\$41.33	\$34.32	\$44.84	\$40.79	\$85,969
Industrial Machinery Mechanics	49-9041	\$23.94	\$18.04	\$26.88	\$23.55	\$49,785
Industrial Production Managers	11-3051	\$48.42	\$32.23	\$56.51	\$45.52	\$100,706
Industrial Truck and Tractor Operators	53-7051	\$18.72	\$14.03	\$21.06	\$18.60	\$38,936
Inspectors, Testers, Sorters, Samplers, and Weighers	51-9061	\$20.61	\$16.62	\$22.60	\$20.35	\$42,862
Installation, Maintenance, and Repair Workers, All Other	49-9099	\$21.30	\$16.49	\$23.70	\$21.51	\$44,302
Laborers and Freight, Stock, and Material Movers, Hand	53-7062	\$17.47	\$14.16	\$19.13	\$17.57	\$36,347
Light Truck or Delivery Services Drivers	53-3033	\$16.40	\$11.01	\$19.09	\$16.80	\$34,110
Machinists	51-4041	\$17.38	\$12.17	\$19.98	\$18.00	\$36,147
Maintenance and Repair Workers, General	49-9071	\$19.63	\$12.82	\$23.03	\$19.93	\$40,827
Maintenance Workers, Machinery	49-9043	\$25.19	\$21.11	\$27.23	\$25.71	\$52,390
Mechanical Drafters	17-3013	\$24.01	\$17.89	\$27.07	\$23.50	\$49,947
Mechanical Engineers	17-2141	\$35.30	\$24.95	\$40.48	\$35.07	\$73,427
Multiple Machine Tool Setters, Operators, and Tenders, Metal and Plastic	51-4081	\$19.26	\$14.99	\$21.40	\$19.27	\$40,070
Packaging and Filling Machine Operators and Tenders	51-9111	\$17.20	\$15.37	\$18.11	\$17.22	\$35,778
Packers and Packagers, Hand	53-7064	\$14.09	\$9.10	\$16.58	\$15.28	\$29,304
Structural Metal Fabricators and Fitters	51-2041	\$19.90	\$16.87	\$21.42	\$18.85	\$41,394
Tool and Die Makers	51-4111	\$23.91	\$19.50	\$26.11	\$23.90	\$49,735
Water and Wastewater Treatment Plant and System Operators	51-8031	\$22.86	\$19.32	\$24.63	\$22.92	\$47,550
Welders, Cutters, Solderers, and Brazers	51-4121	\$21.82	\$16.85	\$24.30	\$21.52	\$45,378
Welding, Soldering, and Brazing Machine Setters, Operators, and Tenders	51-4122	\$20.52	\$17.19	\$22.18	\$20.26	\$42,674

The 2021 Iowa Wage data for the Spencer, IA Laborshed area was produced by the Labor Force & Occupational Analysis Bureau to provide communities local information on wages by occupation. The source of the wage and employment data is based on the May 2020 OES estimates. Additional occupational wage and employment data can be found at www.iowalmi.gov/laborshed.